

# Histone H3(Acetyl-Lys27) Rabbit Polyclonal Antibody

Catalog No: #HW077



Orders: [order@signalwayantibody.com](mailto:order@signalwayantibody.com)  
Support: [tech@signalwayantibody.com](mailto:tech@signalwayantibody.com)

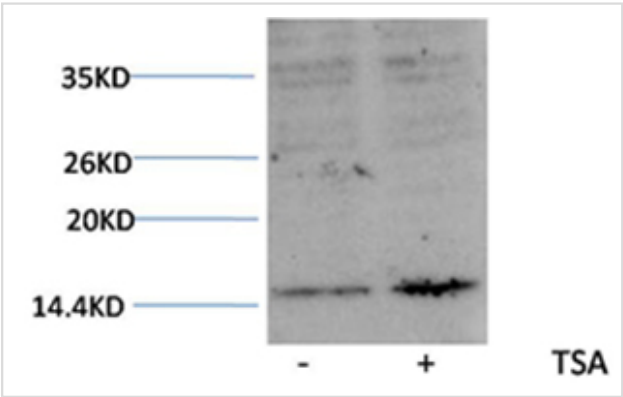
## Description

Product Name	Histone H3(Acetyl-Lys27) Rabbit Polyclonal Antibody
Host Species	Rabbit
Clonality	Polyclonal
Purification	Affinity purification using immunogen.
Applications	WB, IHC, IF, IP, ELISA
Species Reactivity	Human, Mouse, Rat, Monkey, Arabidopsis thaliana
Specificity	The Histone H3(Acetyl Lys27) Rabbit Polyclonal Antibody detects endogenous Histone H3 (Acetyl Lys27) protein.
Immunogen Description	A synthetic acetylated peptide corresponding to residues surrounding Lys27 of human histone H3.
Target Name	Histone H3(Acetyl-Lys27)
Modification	Acetyl
Other Names	H3 histone antibody; HIST1H3A antibody; Histone cluster 1; H3a antibody
Accession No.	Swiss-Prot#:P68431
Uniprot	P68431
GeneID	8350;8351;8352;8353;8354;8355;8356;8357;8358;8968;
SDS-PAGE MW	17kd
Concentration	1.0mg/ml
Formulation	PBS, pH 7.4, containing 0.02% sodium azide as Preservative and 50% Glycerol.
Storage	Store at -20°C

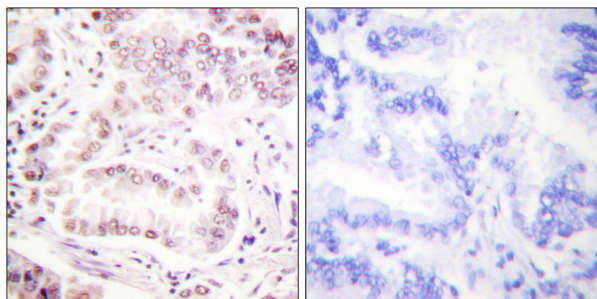
## Application Details

WB 1:500-1:2000; IHC 1:100-1:300; IF 1:200-1:1000; IP 1:200; ELISA 1:5000

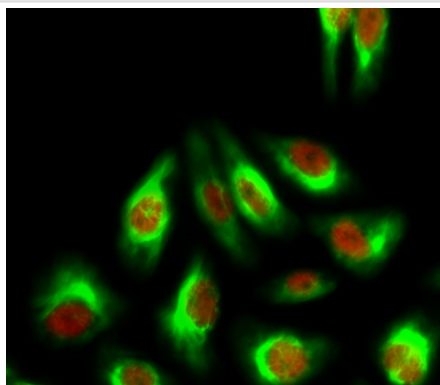
## Images



Western blot analysis of extracts from HeLa cells, untreated (-) or treated with TSA (1µM, 18 hr; +), using #HW077 diluted at 1:1,000.



Immunohistochemistry analysis of paraffin-embedded human lung carcinoma tissue, using Histone H3 (Acetyl-Lys27) Antibody. The picture on the right is blocked with the synthesized peptide.



Immunofluorescence analysis of HeLa cell. Histone H3 (Acetyl-Lys27) Polyclonal Antibody(red) was diluted at 1:200(4° overnight).

## Background

Histone H3 is one of the five main histone proteins involved in the structure of chromatin in eukaryotic cells. Core component of nucleosome. Nucleosomes wrap and compact DNA into chromatin, limiting DNA accessibility to the cellular machineries which require DNA as a template. Histones thereby play a central role in transcription regulation, DNA repair, DNA replication and chromosomal stability.

Note: This product is for in vitro research use only