

AGR3 antibody

Catalog No: #22294

Orders: order@signalwayantibody.comSupport: tech@signalwayantibody.com

Description

Product Name	AGR3 antibody
Host Species	Rabbit
Clonality	Polyclonal
Purification	Purified by antigen-affinity chromatography.
Applications	WB IHC IF
Species Reactivity	Hu
Immunogen Type	Recombinant protein
Immunogen Description	Recombinant protein fragment contain a sequence corresponding to a region within amino acids 1 and 132 of human AGR3
Target Name	AGR3
Accession No.	Swiss-Prot:Q8TD06Gene ID:155465
Uniprot	Q8TD06
GeneID	155465;
Concentration	1mg/ml
Formulation	Supplied in 0.1M Tris-buffered saline with 10% Glycerol (pH7.0). 0.01% Thimerosal was added as a preservative.
Storage	Store at -20°C for long term preservation (recommended). Store at 4°C for short term use.

Application Details

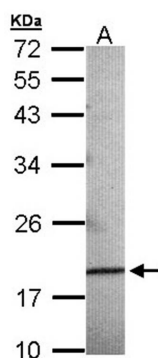
Predicted MW: 19kd

Western blotting: 1:500-1:3000

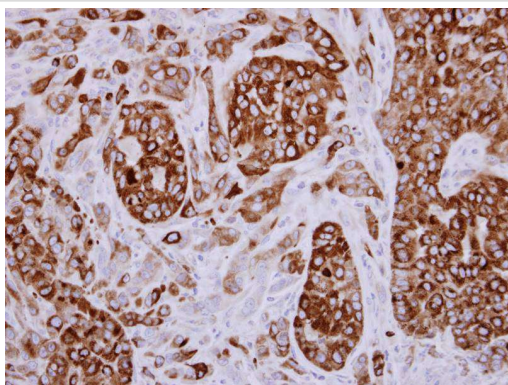
Immunohistochemistry: 1:50-1:500

Immunofluorescence: 1:100-1:200

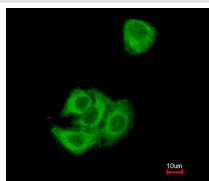
Images



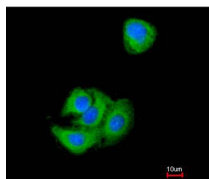
Sample (30 ug of whole cell lysate)
A: 293T
12% SDS PAGE
Primary antibody diluted at 1: 500



Immunohistochemical analysis of paraffin-embedded A549 xenograft, using AGR3 antibody at 1: 500 dilution.



Costained with Hoechst 33342



Immunofluorescence analysis of methanol-fixed A549, using AGR3 antibody at 1: 200 dilution.

Note: This product is for in vitro research use only