

SYK antibody

Catalog No: #38370

Package Size: #38370-1 50ul #38370-2 100ul

Orders: order@signalwayantibody.com

Support: tech@signalwayantibody.com

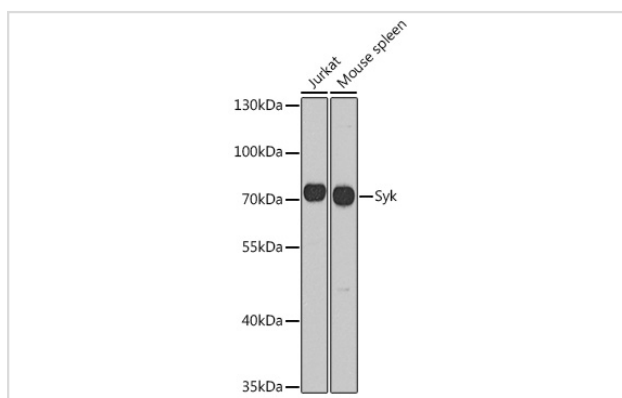
Description

Product Name	SYK antibody
Host Species	Rabbit
Clonality	Polyclonal
Isotype	IgG
Purification	Affinity purification
Applications	WB,IHC
Species Reactivity	Human,Mouse,Rat
Specificity	The antibody detects endogenous level of total SYK protein.
Immunogen Type	Recombinant Protein
Immunogen Description	Recombinant protein of human Syk
Target Name	SYK
Other Names	SYK;p72-Syk
Accession No.	Uniprot:P43405GeneID:6850
Uniprot	P43405
GeneID	6850
SDS-PAGE MW	69kDa/72kDa
Concentration	1.0mg/ml
Formulation	PBS with 0.02% sodium azide,50% glycerol,pH7.3.
Storage	Store at -20°C. Avoid freeze / thaw cycles.

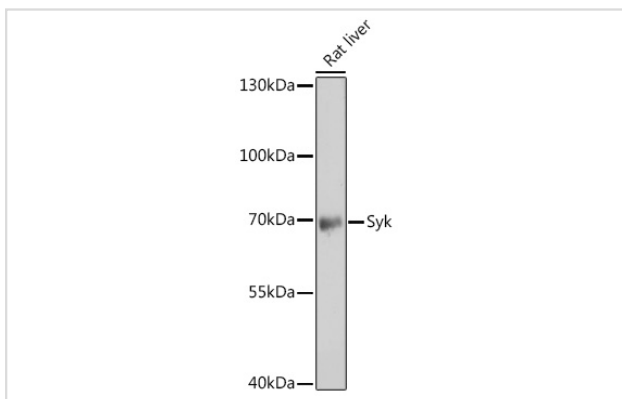
Application Details

WB □ 1:500 - 1:2000 IHC □ 1:50 - 1:100

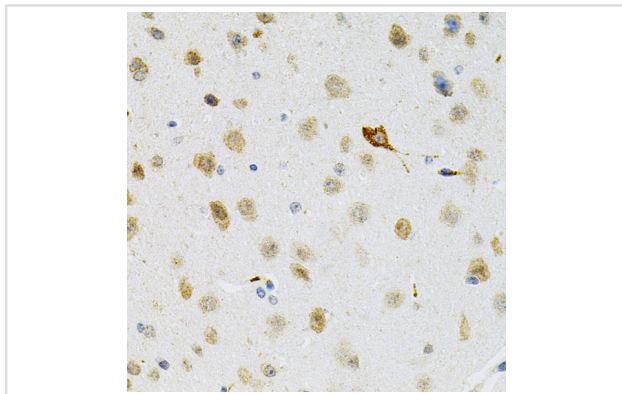
Images



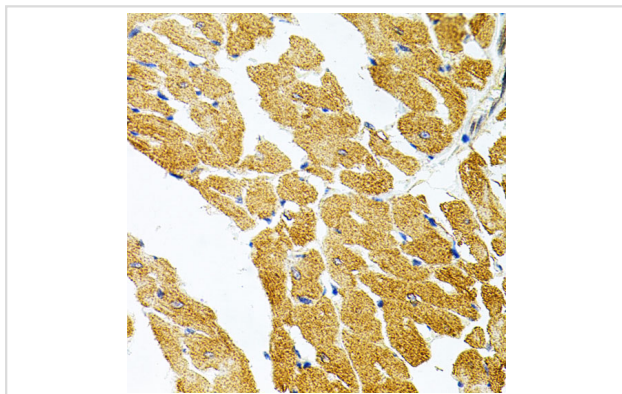
Western blot analysis of extracts of various cell lines, using Syk antibody.



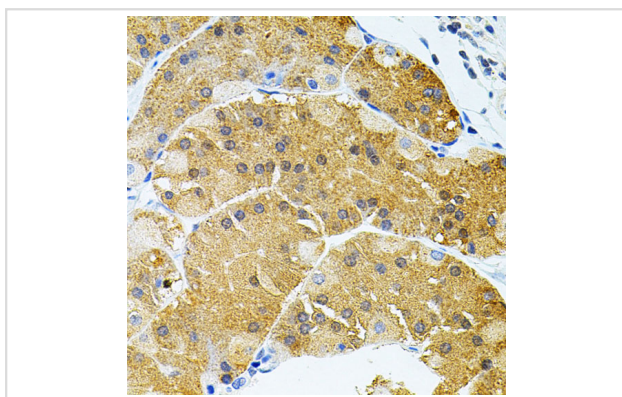
Western blot analysis of extracts of Rat liver, using Syk antibody.



Immunohistochemistry of paraffin-embedded mouse brain using Syk Antibody.



Immunohistochemistry of paraffin-embedded rat heart using Syk Antibody.



Immunohistochemistry of paraffin-embedded human stomach using Syk Antibody.

Background

This gene encodes a member of the family of non-receptor type Tyr protein kinases. This protein is widely expressed in hematopoietic cells and is involved in coupling activated immunoreceptors to downstream signaling events that mediate diverse cellular responses, including proliferation, differentiation, and phagocytosis. It is thought to be a modulator of epithelial cell growth and a potential tumour suppressor in human breast carcinomas. Alternatively spliced transcript variants encoding different isoforms have been found for this gene.

Note: This product is for in vitro research use only