

THBS1 antibody

Catalog No: #38372

Package Size: #38372-1 50ul #38372-2 100ul

Orders: order@signalwayantibody.comSupport: tech@signalwayantibody.com

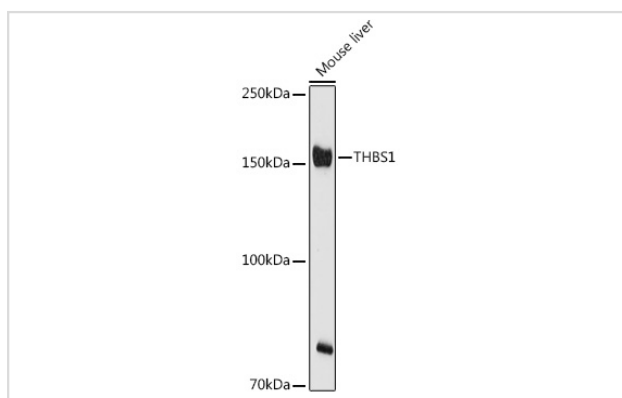
Description

Product Name	THBS1 antibody
Host Species	Rabbit
Clonality	Polyclonal
Isotype	IgG
Purification	Affinity purification
Applications	WB,IHC
Species Reactivity	Human,Mouse,Rat
Specificity	The antibody detects endogenous level of total THBS1 protein.
Immunogen Type	Peptide
Immunogen Description	Recombinant fusion protein of human THBS1 (NP_003237.2).
Target Name	THBS1
Other Names	THBS1;THBS;THBS-1;TSP;TSP-1;TSP1
Accession No.	Uniprot:P07996GenelD:7057
Uniprot	P07996
GenelD	7057
SDS-PAGE MW	160KDa
Concentration	1.0mg/ml
Formulation	PBS with 0.02% sodium azide,50% glycerol,pH7.3.
Storage	Store at -20°C. Avoid freeze / thaw cycles.

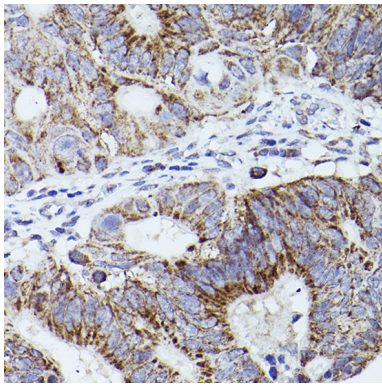
Application Details

WB □ 1:500 - 1:2000 IHC □ 1:50 - 1:200

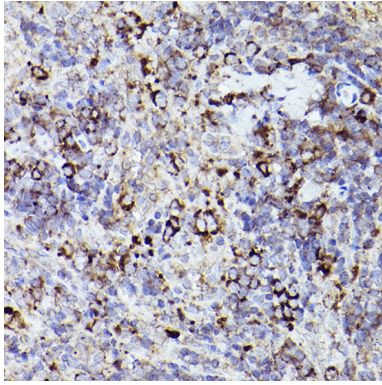
Images



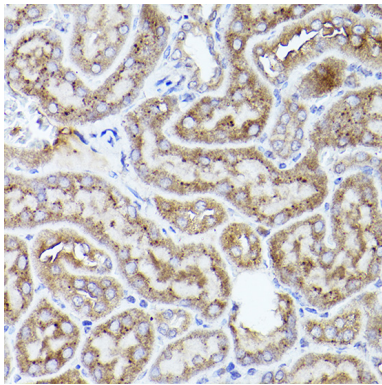
Western blot analysis of extracts of Mouse liver, using THBS1 antibody.



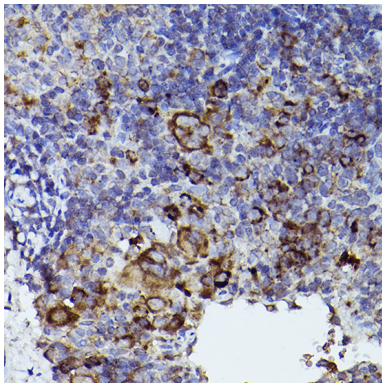
Immunohistochemistry of paraffin-embedded human colon carcinoma using THBS1 Rabbit pAb.



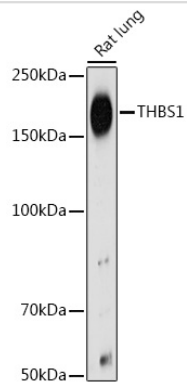
Immunohistochemistry of paraffin-embedded rat spleen using THBS1 Rabbit pAb.



Immunohistochemistry of paraffin-embedded mouse kidney using THBS1 Rabbit pAb.



Immunohistochemistry of paraffin-embedded mouse spleen using THBS1 Rabbit pAb.



Western blot analysis of extracts of Rat lung, using THBS1 antibody.

Background

The protein encoded by this gene is a subunit of a disulfide-linked homotrimeric protein. This protein is an adhesive glycoprotein that mediates cell-to-cell and cell-to-matrix interactions. This protein can bind to fibrinogen, fibronectin, laminin, type V collagen and integrins alpha-V/beta-1. This protein has been shown to play roles in platelet aggregation, angiogenesis, and tumorigenesis.

Note: This product is for in vitro research use only