

EEF1D antibody

Catalog No: #38412

Package Size: #38412-1 50ul #38412-2 100ul

Orders: order@signalwayantibody.comSupport: tech@signalwayantibody.com

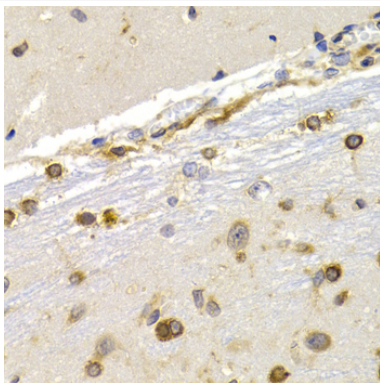
Description

Product Name	EEF1D antibody
Host Species	Rabbit
Clonality	Polyclonal
Purification	Antibodies were purified by affinity purification using immunogen.
Applications	WB,IHC,IF
Species Reactivity	Human,Mouse,Rat
Specificity	The antibody detects endogenous level of total EEF1D protein.
Immunogen Type	Recombinant Protein
Immunogen Description	Recombinant protein of human EEF1D.
Target Name	EEF1D
Other Names	EF1D; EF-1D; FP1047;
Accession No.	Swiss-Prot#: P29692NCBI Gene ID: 1936
Uniprot	P29692
GeneID	1936;
SDS-PAGE MW	31kd
Concentration	1.0mg/ml
Formulation	Supplied at 1.0mg/mL in phosphate buffered saline (without Mg ²⁺ and Ca ²⁺), pH 7.4, 150mM NaCl, 0.02% sodium azide and 50% glycerol.
Storage	Store at -20°C

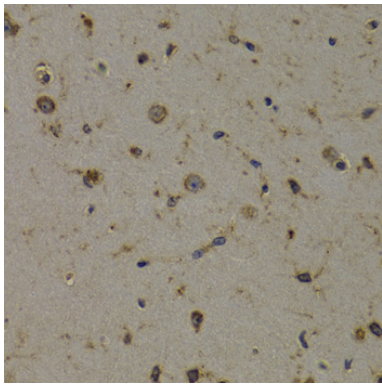
Application Details

WB □ 1:500 - 1:2000 IHC □ 1:50 - 1:200 IF □ 1:50 - 1:200

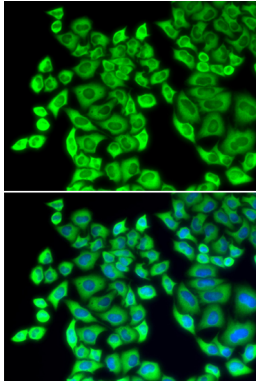
Images



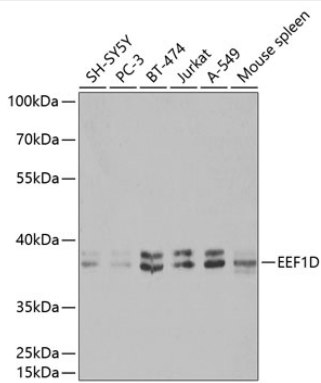
Immunohistochemistry of paraffin-embedded rat brain using EEF1D at dilution of 1:200 (40x lens).



Immunohistochemistry of paraffin-embedded mouse brain using EEf1D at dilution of 1:200 (40x lens).



Immunofluorescence analysis of U2OS cells using EEf1D .
Blue: DAPI for nuclear staining.



Western blot analysis of extracts of various cell lines, using EEf1D at 1:1000 dilution.

Background

This gene encodes a subunit of the elongation factor-1 complex, which is responsible for the enzymatic delivery of aminoacyl tRNAs to the ribosome. This subunit, delta, functions as guanine nucleotide exchange factor. It is reported that following HIV-1 infection, this subunit interacts with HIV-1 Tat. This interaction results in repression of translation of host cell proteins and enhanced translation of viral proteins. Several alternatively spliced transcript variants encoding multiple isoforms have been found for this gene. Related pseudogenes have been defined on chromosomes 1, 6, 7, 9, 11, 13, 17, 19.

Note: This product is for in vitro research use only