

PDCD4 antibody

Catalog No: #38428

Package Size: #38428-1 50ul #38428-2 100ul

Orders: order@signalwayantibody.comSupport: tech@signalwayantibody.com

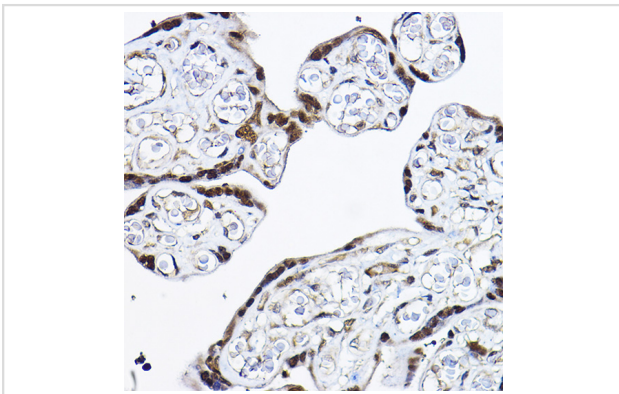
Description

Product Name	PDCD4 antibody
Host Species	Rabbit
Clonality	Polyclonal
Isotype	IgG
Purification	Affinity purification
Applications	WB,IHC
Species Reactivity	Human,Mouse
Specificity	The antibody detects endogenous level of total PDCD4 protein.
Immunogen Type	Recombinant Protein
Immunogen Description	Recombinant fusion protein of human PDCD4 (NP_055271.2).
Target Name	PDCD4
Other Names	PDCD4;H731
Accession No.	Uniprot:Q53EL6GeneID:27250
Uniprot	Q53EL6
GeneID	27250
SDS-PAGE MW	60KDa
Concentration	1.0mg/ml
Formulation	PBS with 0.02% sodium azide,50% glycerol,pH7.3.
Storage	Store at -20°C. Avoid freeze / thaw cycles.

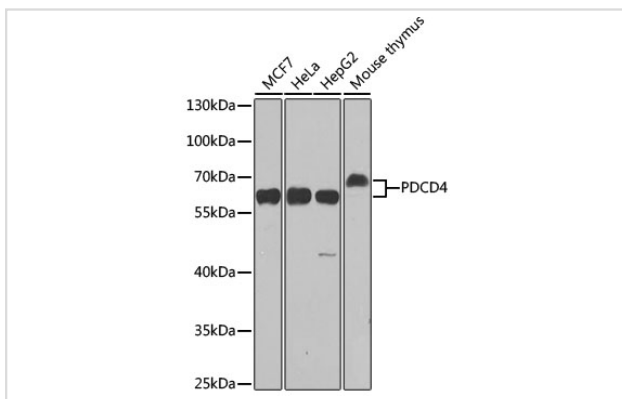
Application Details

WB □ 1:500 - 1:2000 IHC □ 1:50 - 1:200

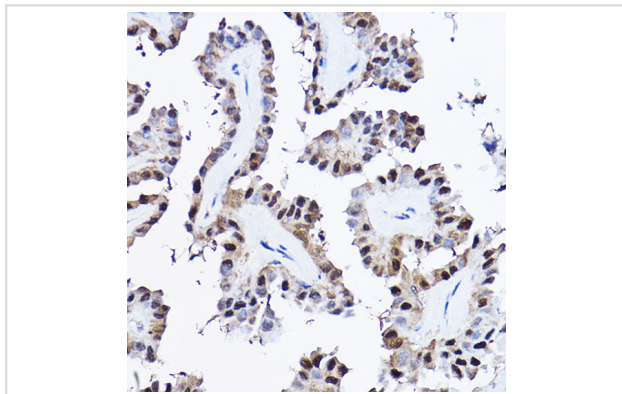
Images



Immunohistochemistry of paraffin-embedded human placenta using [KO Validated] PDCD4 Rabbit pAb.



Western blot analysis of extracts of various cell lines, using PDCD4 antibody.



Immunohistochemistry of paraffin-embedded human thyroid cancer using [KO Validated] PDCD4 Rabbit pAb.

Background

This gene is a tumor suppressor and encodes a protein that binds to the eukaryotic translation initiation factor 4A1 and inhibits its function by preventing RNA binding. Alternative splicing results in multiple transcript variants.

Note: This product is for in vitro research use only