

## NRG4 antibody

Catalog No: #38430

Package Size: #38430-1 50ul #38430-2 100ul

Orders: [order@signalwayantibody.com](mailto:order@signalwayantibody.com)Support: [tech@signalwayantibody.com](mailto:tech@signalwayantibody.com)

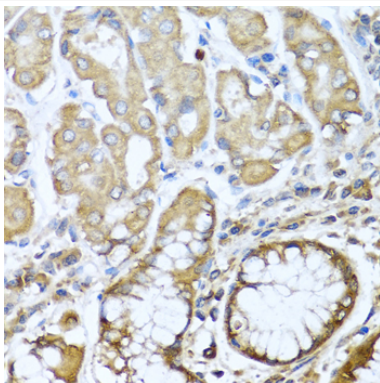
## Description

Product Name	NRG4 antibody
Host Species	Rabbit
Clonality	Polyclonal
Isotype	IgG
Purification	Affinity purification
Applications	WB,IHC
Species Reactivity	Human,Mouse,Rat
Specificity	The antibody detects endogenous level of total NRG4 protein.
Immunogen Type	Recombinant Protein
Immunogen Description	Recombinant fusion protein of human NRG4 (NP_612640.1).
Target Name	NRG4
Other Names	NRG4;HRG4
Accession No.	Uniprot:Q8WWG1GeneID:145957
Uniprot	Q8WWG1
GeneID	145957
SDS-PAGE MW	15kDa
Concentration	1.0mg/ml
Formulation	PBS with 0.02% sodium azide,50% glycerol,pH7.3.
Storage	Store at -20°C. Avoid freeze / thaw cycles.

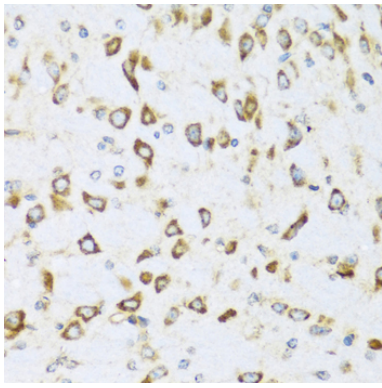
## Application Details

WB 1:500 - 1:2000 IHC 1:50 - 1:200

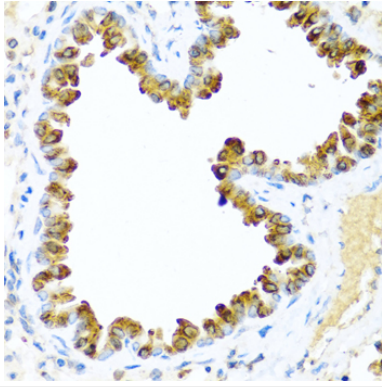
## Images



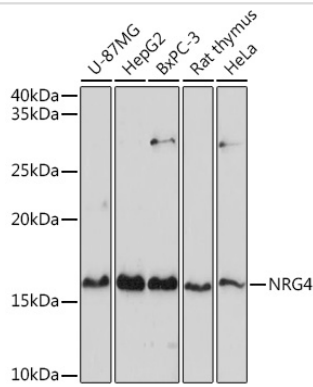
Immunohistochemistry of paraffin-embedded human stomach using NRG4 antibody.



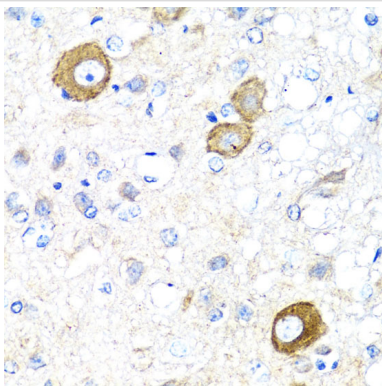
Immunohistochemistry of paraffin-embedded mouse brain using NRG4 antibody.



Immunohistochemistry of paraffin-embedded mouse lung using NRG4 antibody.



Western blot analysis of extracts of various cell lines, using NRG4 antibody.



Immunohistochemistry of paraffin-embedded rat brain using NRG4 antibody.

## Background

The neuregulins, including NRG4, activate type-1 growth factor receptors (see EGFR; MIM 131550) to initiating cell-to-cell signaling through tyrosine phosphorylation (Harari et al., 1999 [PubMed 10348342]).[supplied by OMIM, Mar 2008]

Note: This product is for in vitro research use only