

## PRDX3 antibody

Catalog No: #38567

Package Size: #38567-1 50ul #38567-2 100ul

Orders: order@signalwayantibody.com

Support: tech@signalwayantibody.com

## Description

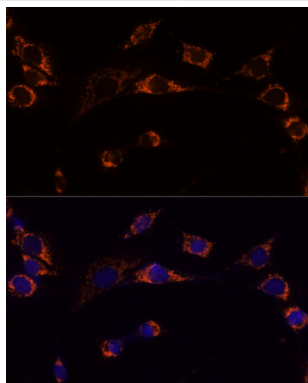
Product Name	PRDX3 antibody
Host Species	Rabbit
Clonality	Polyclonal
Purification	Affinity purification
Applications	WB,IF
Species Reactivity	Human,Mouse,Rat
Specificity	The antibody detects endogenous level of total PRDX3 protein.
Immunogen Type	Peptide
Immunogen Description	Recombinant fusion protein containing a sequence of PRDX3.
Target Name	PRDX3
Other Names	AOP1; MER5; AOP-1; SP-22; HBC189; PRO1748; prx-III;
Accession No.	Swiss-Prot#: P30048NCBI Gene ID: 10935
Uniprot	P30048
GeneID	10935;
Calculated MW	187 kDa
SDS-PAGE MW	28kd
Concentration	1.0mg/ml
Formulation	PBS with 0.01% thimerosal,50% glycerol,pH7.3.
Storage	Store at -20°C. Avoid freeze / thaw cycles.

## Application Details

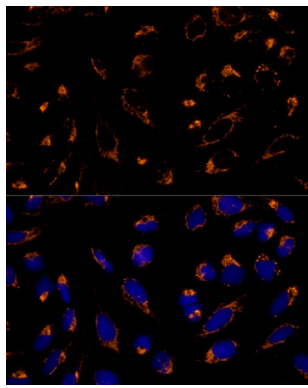
WB □ 1:500 - 1:2000

IF □ 1:50 - 1:100

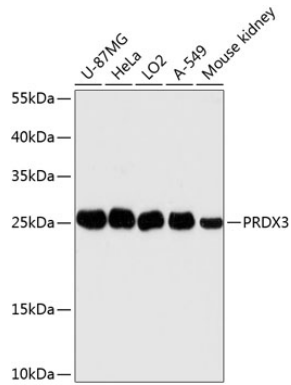
## Images



Immunofluorescence analysis of NIH-3T3 cells using PRDX3 Polyclonal at dilution of 1:100 (40x lens). Blue: DAPI for nuclear staining.



Immunofluorescence analysis of U-2 OS cells using PRDX3 Polyclonal at dilution of 1:100 (40x lens). Blue: DAPI for nuclear staining.



Western blot analysis of extracts of various cell lines, using PRDX3 at 1:3000 dilution.

## Background

This gene encodes a protein with antioxidant function and is localized in the mitochondrion. This gene shows significant nucleotide sequence similarity to the gene coding for the C22 subunit of *Salmonella typhimurium* alkylhydroperoxide reductase. Expression of this gene product in *E. coli* deficient in the C22-subunit gene rescued resistance of the bacteria to alkylhydroperoxide. The human and mouse genes are highly conserved, and they map to the regions syntenic between mouse and human chromosomes. Sequence comparisons with recently cloned mammalian homologues suggest that these genes consist of a family that is responsible for regulation of cellular proliferation, differentiation, and antioxidant functions. Two transcript variants encoding two different isoforms have been found for this gene.

Note: This product is for in vitro research use only