

DAP antibody

Catalog No: #38736

Package Size: #38736-1 50ul #38736-2 100ul

Orders: order@signalwayantibody.com

Support: tech@signalwayantibody.com

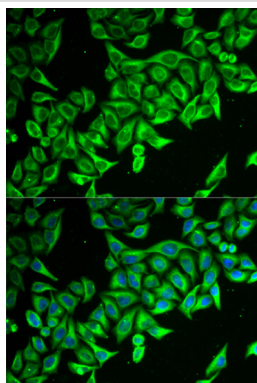
Description

Product Name	DAP antibody
Host Species	Rabbit
Clonality	Polyclonal
Purification	Antibodies were purified by affinity purification using immunogen.
Applications	WB,IHC,IF
Species Reactivity	Human,Mouse,Rat
Specificity	The antibody detects endogenous level of total DAP protein.
Immunogen Type	Recombinant Protein
Immunogen Description	Recombinant protein of human DAP.
Target Name	DAP
Accession No.	Swiss-Prot#: P51397NCBI Gene ID: 1611
Uniprot	P51397
GeneID	1611;
SDS-PAGE MW	11kd
Concentration	1.0mg/ml
Formulation	Supplied at 1.0mg/mL in phosphate buffered saline (without Mg ²⁺ and Ca ²⁺), pH 7.4, 150mM NaCl, 0.02% sodium azide and 50% glycerol.
Storage	Store at -20°C

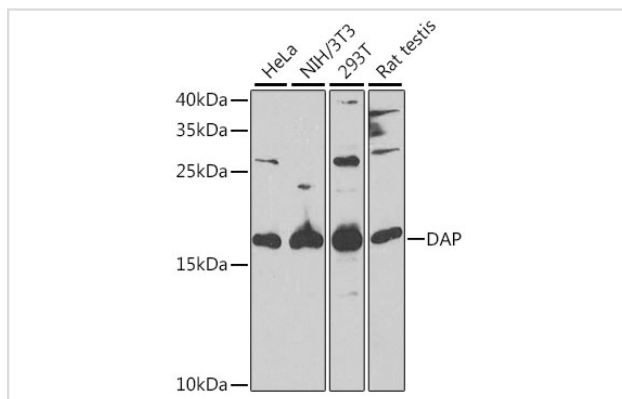
Application Details

WB □ 1:500 - 1:2000 IHC □ 1:50 - 1:200 IF □ 1:20 - 1:100

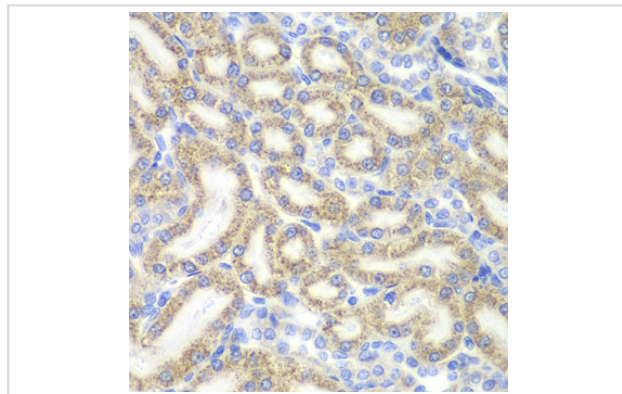
Images



Immunofluorescence analysis of MCF-7 cells using DAP .
Blue: DAPI for nuclear staining.



Western blot analysis of extracts of various cell lines, using DAP at 1:1000 dilution.



Immunohistochemistry of paraffin-embedded rat kidney using DAP at dilution of 1:200 (40x lens).

Background

This gene encodes a basic, proline-rich, 15-kD protein. The protein acts as a positive mediator of programmed cell death that is induced by interferon-gamma. Alternatively spliced transcript variants encoding distinct isoforms have been found for this gene.

Note: This product is for in vitro research use only