

HSD17B13 antibody

Catalog No: #38782

Package Size: #38782-1 50ul #38782-2 100ul

Orders: order@signalwayantibody.comSupport: tech@signalwayantibody.com

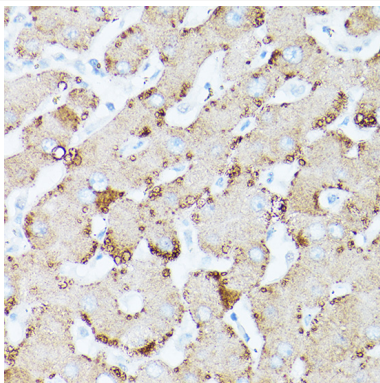
Description

Product Name	HSD17B13 antibody
Host Species	Rabbit
Clonality	Polyclonal
Isotype	IgG
Purification	Affinity purification
Applications	WB,IHC,IF
Species Reactivity	Human,Mouse,Rat
Specificity	The antibody detects endogenous level of total HSD17B13 protein.
Immunogen Type	Recombinant Protein
Immunogen Description	Recombinant fusion protein of human HSD17B13 (NP_835236.2).
Target Name	HSD17B13
Other Names	HSD17B13;HMFN0376;NIIL497;SCDR9;SDR16C3
Accession No.	Uniprot:Q7Z5P4GeneID:345275
Uniprot	Q7Z5P4
GeneID	345275
SDS-PAGE MW	34KDa
Concentration	1.0mg/ml
Formulation	PBS with 0.02% sodium azide,50% glycerol,pH7.3.
Storage	Store at -20°C. Avoid freeze / thaw cycles.

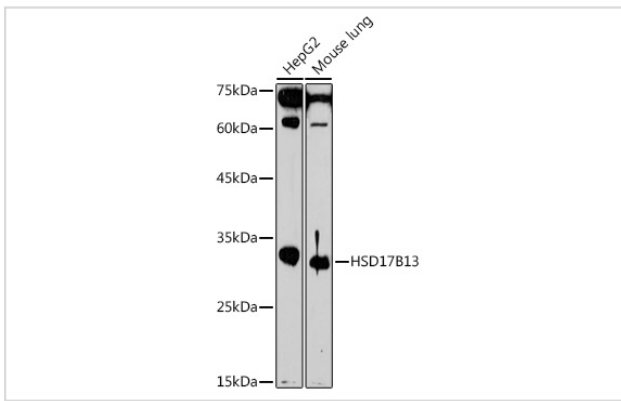
Application Details

WB □ 1:500 - 1:2000 IHC □ 1:50 - 1:200 IF □ 1:50 - 1:200

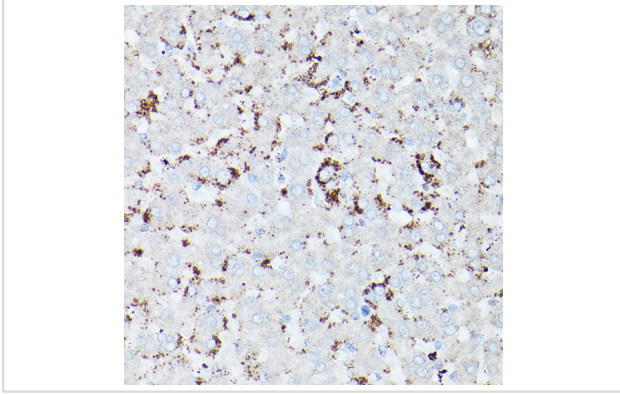
Images



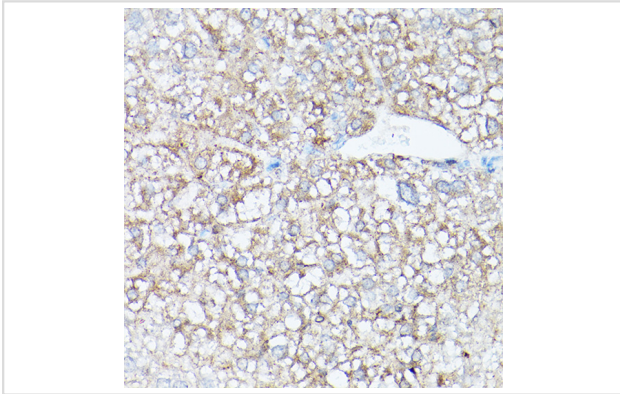
Immunohistochemistry of paraffin-embedded human liver using HSD17B13 Rabbit pAb.



Western blot analysis of extracts of various cell lines, using HSD17B13 antibody.



Immunohistochemistry of paraffin-embedded mouse liver using HSD17B13 Rabbit pAb.



Immunohistochemistry of paraffin-embedded rat liver using HSD17B13 Rabbit pAb.

Note: This product is for in vitro research use only