

TXNL1 antibody

Catalog No: #38824

Package Size: #38824-1 50ul #38824-2 100ul

Orders: order@signalwayantibody.comSupport: tech@signalwayantibody.com

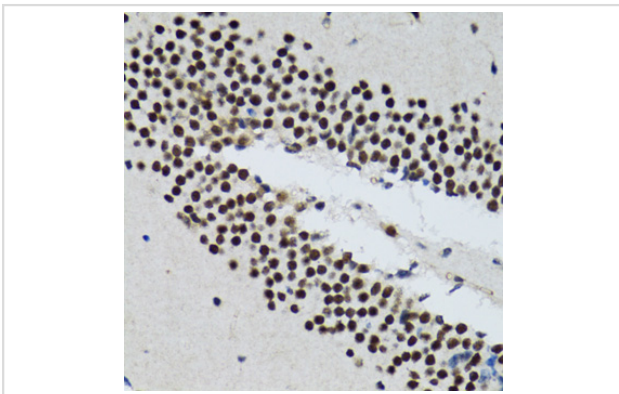
Description

Product Name	TXNL1 antibody
Host Species	Rabbit
Clonality	Polyclonal
Purification	Antibodies were purified by affinity purification using immunogen.
Applications	WB,IHC,IF
Species Reactivity	Human,Mouse,Rat
Specificity	The antibody detects endogenous level of total TXNL1 protein.
Immunogen Type	Recombinant Protein
Immunogen Description	Recombinant protein of human TXNL1.
Target Name	TXNL1
Other Names	Txl; TXNL; TRP32; TXL-1; HEL-S-114;
Accession No.	Swiss-Prot#: O43396NCBI Gene ID: 9352
Uniprot	O43396
GeneID	9352;
SDS-PAGE MW	32kd
Concentration	1.0mg/ml
Formulation	Supplied at 1.0mg/mL in phosphate buffered saline (without Mg ²⁺ and Ca ²⁺), pH 7.4, 150mM NaCl, 0.02% sodium azide and 50% glycerol.
Storage	Store at -20°C

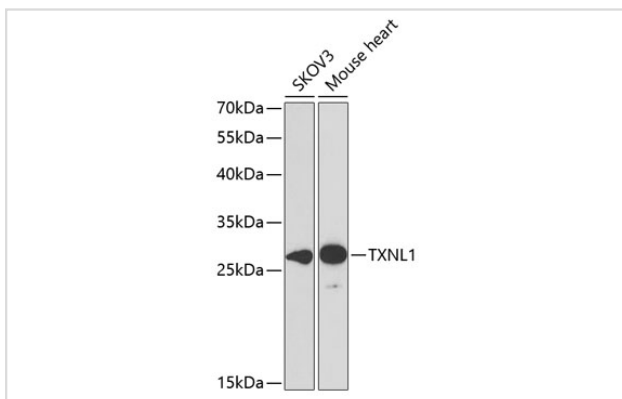
Application Details

WB 1:500 - 1:2000 IHC 1:50 - 1:200 IF 1:50 - 1:200

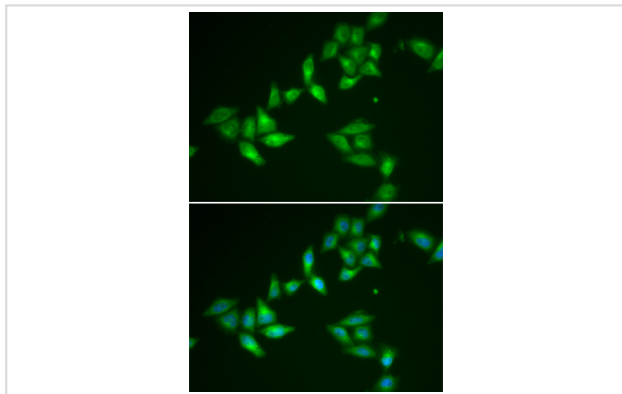
Images



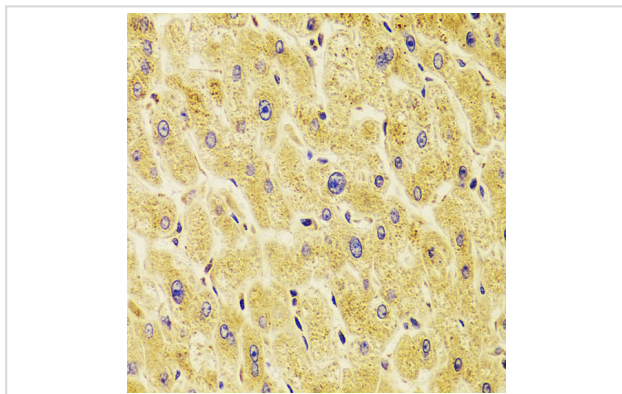
Immunohistochemistry of paraffin-embedded rat brain using TXNL1 at dilution of 1:100 (40x lens).



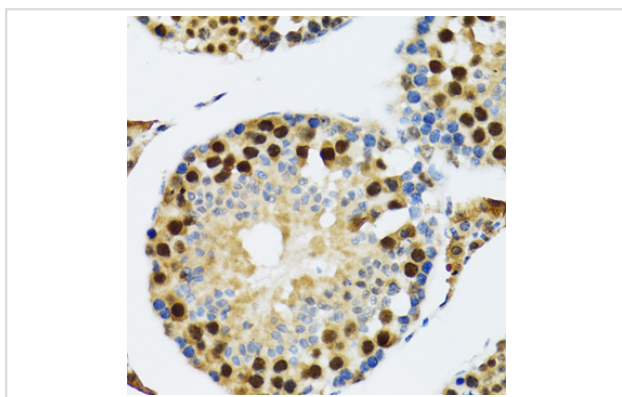
Western blot analysis of extracts of various cell lines, using TXNL1 at 1:1000 dilution.



Immunofluorescence analysis of U2OS cells using TXNL1 . Blue: DAPI for nuclear staining.



Immunohistochemistry of paraffin-embedded human liver damage using TXNL1 at dilution of 1:100 (40x lens).



Immunohistochemistry of paraffin-embedded rat testis using TXNL1 at dilution of 1:100 (40x lens).

Background

Active thioredoxin with a redox potential of about -250 mV.

Note: This product is for in vitro research use only