

## BCAP29 antibody

Catalog No: #38834

Package Size: #38834-1 50ul #38834-2 100ul

Orders: [order@signalwayantibody.com](mailto:order@signalwayantibody.com)Support: [tech@signalwayantibody.com](mailto:tech@signalwayantibody.com)

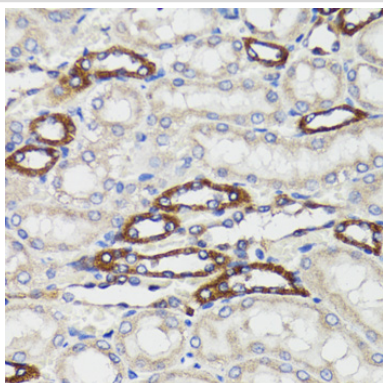
## Description

Product Name	BCAP29 antibody
Host Species	Rabbit
Clonality	Polyclonal
Isotype	IgG
Purification	Affinity purification
Applications	WB,IHC
Species Reactivity	Human,Mouse,Rat
Specificity	The antibody detects endogenous level of total BCAP29 protein.
Immunogen Type	Recombinant Protein
Immunogen Description	Recombinant fusion protein of human BCAP29 (NP_061332.2).
Target Name	BCAP29
Other Names	BCAP29;BAP29
Accession No.	Uniprot:Q9UHQ4GenelD:55973
Uniprot	Q9UHQ4
GenelD	55973
SDS-PAGE MW	28kDa
Concentration	1.0mg/ml
Formulation	PBS with 0.02% sodium azide,50% glycerol,pH7.3.
Storage	Store at -20°C. Avoid freeze / thaw cycles.

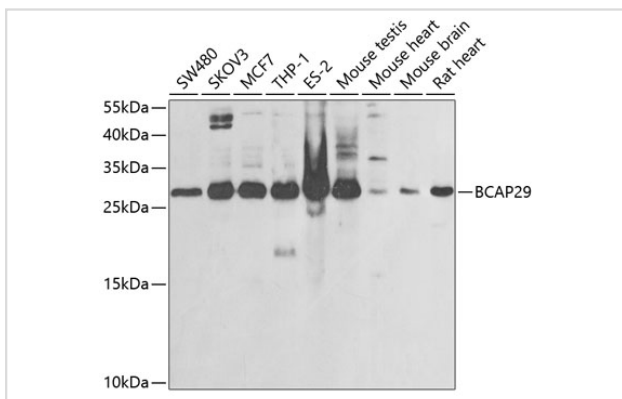
## Application Details

WB □ 1:500 - 1:2000 IHC □ 1:50 - 1:200

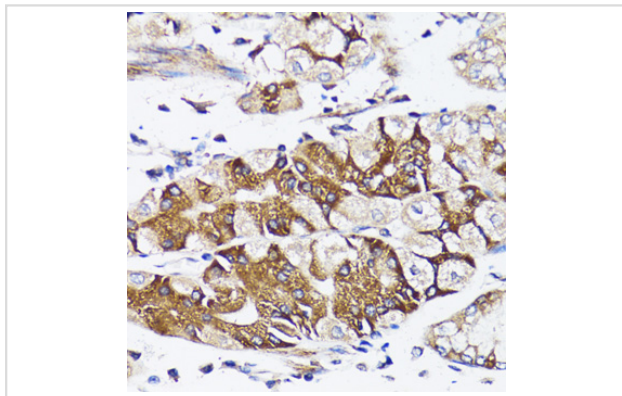
## Images



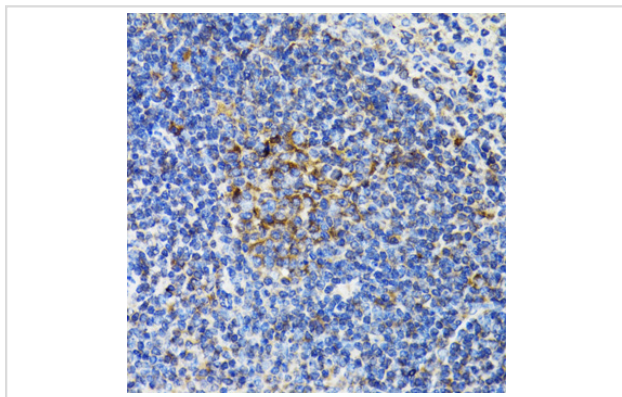
Immunohistochemistry of paraffin-embedded rat kidney using BCAP29 antibody.



Western blot analysis of extracts of various cell lines, using BCAP29 antibody.



Immunohistochemistry of paraffin-embedded human stomach using BCAP29 antibody.



Immunohistochemistry of paraffin-embedded mouse spleen using BCAP29 antibody.

## Background

May play a role in anterograde transport of membrane proteins from the endoplasmic reticulum to the Golgi. May be involved in CASP8-mediated apoptosis (By similarity).

Note: This product is for in vitro research use only