

PIP antibody

Catalog No: #38874

Package Size: #38874-1 50ul #38874-2 100ul

Orders: order@signalwayantibody.comSupport: tech@signalwayantibody.com

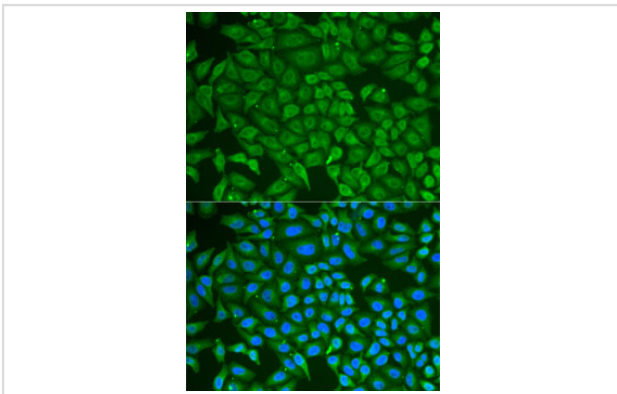
Description

Product Name	PIP antibody
Host Species	Rabbit
Clonality	Polyclonal
Purification	Antibodies were purified by affinity purification using immunogen.
Applications	IHC,IF
Species Reactivity	Human,Mouse,Rat
Specificity	The antibody detects endogenous level of total PIP protein.
Immunogen Type	Recombinant Protein
Immunogen Description	Recombinant protein of human PIP.
Target Name	PIP
Other Names	GPIP4; GCDFP15; GCDFP-15;
Accession No.	Swiss-Prot#: P12273NCBI Gene ID: 5304
Uniprot	P12273
GeneID	5304;
SDS-PAGE MW	16kd
Concentration	1.0mg/ml
Formulation	Supplied at 1.0mg/mL in phosphate buffered saline (without Mg ²⁺ and Ca ²⁺), pH 7.4, 150mM NaCl, 0.02% sodium azide and 50% glycerol.
Storage	Store at -20°C

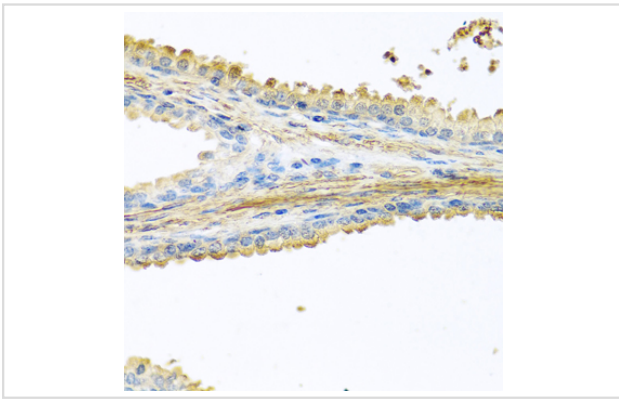
Application Details

IHC 1:50 - 1:100IF 1:50 - 1:100

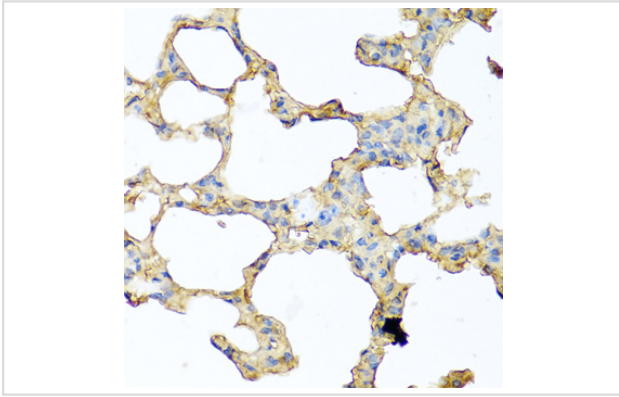
Images



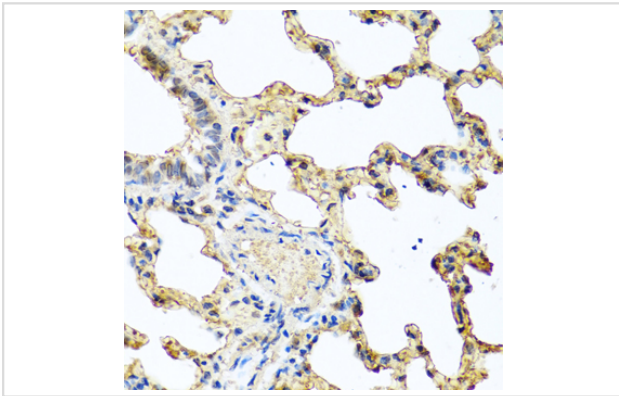
Immunofluorescence analysis of U2OS cells using PIP . Blue: DAPI for nuclear staining.



Immunohistochemistry of paraffin-embedded human prostate using PIP at dilution of 1:100 (40x lens).



Immunohistochemistry of paraffin-embedded mouse lung using PIP at dilution of 1:100 (40x lens).



Immunohistochemistry of paraffin-embedded rat lung using PIP at dilution of 1:100 (40x lens).

Background

Belongs to the PIP family.

Note: This product is for in vitro research use only