

IL20 antibody

Catalog No: #39056

Package Size: #39056-1 50ul #39056-2 100ul

Orders: order@signalwayantibody.com

Support: tech@signalwayantibody.com

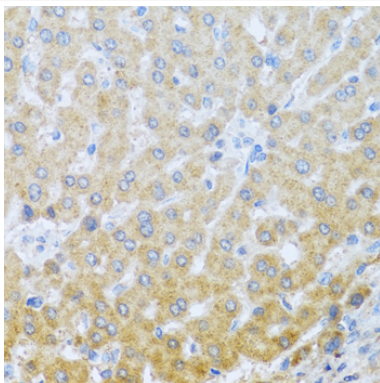
Description

Product Name	IL20 antibody
Host Species	Rabbit
Clonality	Polyclonal
Purification	Antibodies were purified by affinity purification using immunogen.
Applications	WB,IHC,IF
Species Reactivity	Human,Mouse
Specificity	The antibody detects endogenous level of total IL20 protein.
Immunogen Type	Recombinant Protein
Immunogen Description	Recombinant protein of human IL20.
Target Name	IL20
Other Names	IL-20; IL10D; ZCYTO10;
Accession No.	Swiss-Prot#: Q9NYY1NCBI Gene ID: 50604
Uniprot	Q9NYY1
GeneID	50604;
SDS-PAGE MW	20kd
Concentration	1.0mg/ml
Formulation	Supplied at 1.0mg/mL in phosphate buffered saline (without Mg ²⁺ and Ca ²⁺), pH 7.4, 150mM NaCl, 0.02% sodium azide and 50% glycerol.
Storage	Store at -20°C

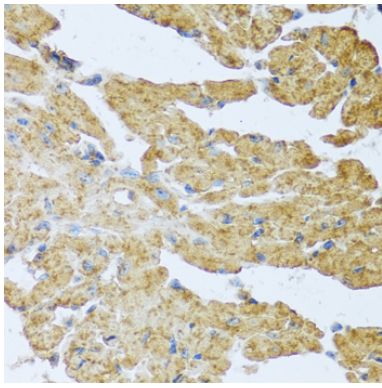
Application Details

WB 1:500 - 1:2000 IHC 1:50 - 1:100 IF 1:50 - 1:100

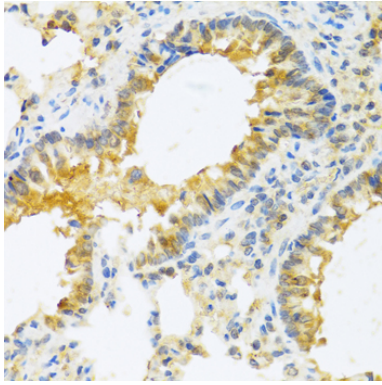
Images



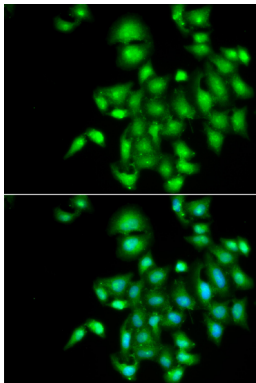
Immunohistochemistry of paraffin-embedded human liver using IL20 at dilution of 1:100 (40x lens).



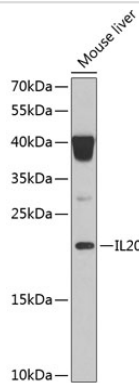
Immunohistochemistry of paraffin-embedded mouse heart using IL20 at dilution of 1:100 (40x lens).



Immunohistochemistry of paraffin-embedded mouse lung using IL20 at dilution of 1:100 (40x lens).



Immunofluorescence analysis of A549 cells using IL20 . Blue: DAPI for nuclear staining.



Western blot analysis of extracts of mouse liver, using IL20 at 1:1000 dilution.

Background

The protein encoded by this gene is a cytokine structurally related to interleukin 10 (IL10). This cytokine has been shown to transduce its signal through signal transducer and activator of transcription 3 (STAT3) in keratinocytes. A specific receptor for this cytokine is found to be expressed in skin and upregulated dramatically in psoriatic skin, suggesting a role for this protein in epidermal function and psoriasis.

Note: This product is for in vitro research use only