

## RTKN antibody

Catalog No: #39138

Package Size: #39138-1 50ul #39138-2 100ul

Orders: order@signalwayantibody.com

Support: tech@signalwayantibody.com

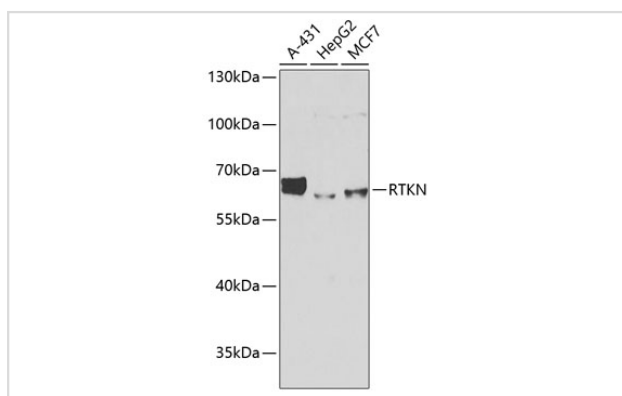
## Description

Product Name	RTKN antibody
Host Species	Rabbit
Clonality	Polyclonal
Isotype	IgG
Purification	Affinity purification
Applications	WB,IF
Species Reactivity	Human,Mouse,Rat
Specificity	The antibody detects endogenous level of total RTKN protein.
Immunogen Type	Recombinant Protein
Immunogen Description	Recombinant fusion protein of human RTKN (NP_001015056.1).
Target Name	RTKN
Other Names	RTKN;rhotekin
Accession No.	Uniprot:Q9BST9GeneID:6242
Uniprot	Q9BST9
GeneID	6242
SDS-PAGE MW	63kDa
Concentration	1.0mg/ml
Formulation	PBS with 0.02% sodium azide,50% glycerol,pH7.3.
Storage	Store at -20°C. Avoid freeze / thaw cycles.

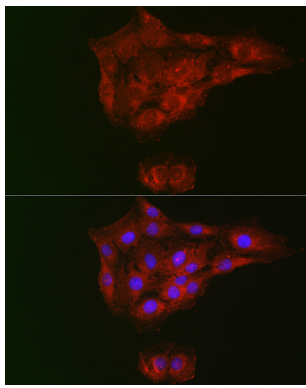
## Application Details

WB □ 1:500 - 1:2000 IF □ 1:50 - 1:200

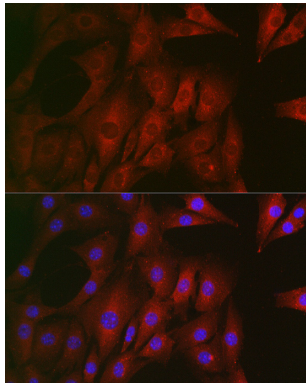
## Images



Western blot analysis of extracts of various cell lines, using RTKN antibody.



Immunofluorescence analysis of C6 cells using RTKN Rabbit pAb.



Immunofluorescence analysis of NIH/3T3 cells using RTKN Rabbit pAb.

## Background

This gene encodes a scaffold protein that interacts with GTP-bound Rho proteins. Binding of this protein inhibits the GTPase activity of Rho proteins. This protein may interfere with the conversion of active, GTP-bound Rho to the inactive GDP-bound form by RhoGAP. Rho proteins regulate many important cellular processes, including cytokinesis, transcription, smooth muscle contraction, cell growth and transformation. Dysregulation of the Rho signal transduction pathway has been implicated in many forms of cancer. Alternative splicing results in multiple transcript variants encoding different isoforms.

Note: This product is for in vitro research use only