

## SRP19 antibody

Catalog No: #39152

Package Size: #39152-1 50ul #39152-2 100ul

Orders: [order@signalwayantibody.com](mailto:order@signalwayantibody.com)Support: [tech@signalwayantibody.com](mailto:tech@signalwayantibody.com)

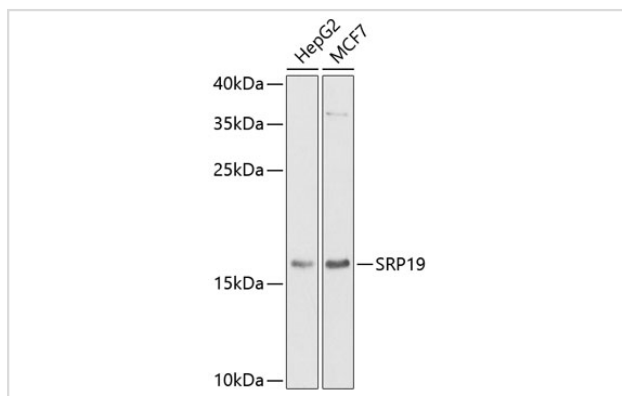
## Description

Product Name	SRP19 antibody
Host Species	Rabbit
Clonality	Polyclonal
Isotype	IgG
Purification	Affinity purification
Applications	WB,IHC
Species Reactivity	Human,Mouse,Rat
Specificity	The antibody detects endogenous level of total SRP19 protein.
Immunogen Type	Recombinant Protein
Immunogen Description	Recombinant fusion protein of human SRP19 (NP_003126.1).
Target Name	SRP19
Other Names	SRP19
Accession No.	Uniprot:P09132GeneID:6728
Uniprot	P09132
GeneID	6728
SDS-PAGE MW	16kDa
Concentration	1.0mg/ml
Formulation	PBS with 0.02% sodium azide,50% glycerol,pH7.3.
Storage	Store at -20°C. Avoid freeze / thaw cycles.

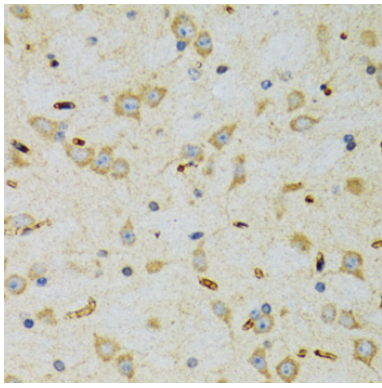
## Application Details

WB □ 1:500 - 1:2000 IHC □ 1:50 - 1:200

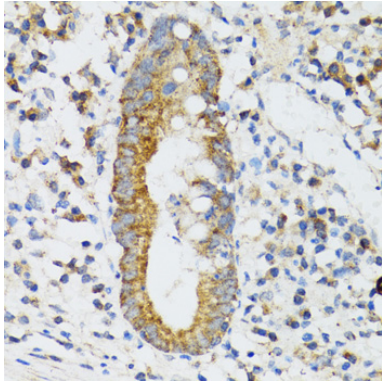
## Images



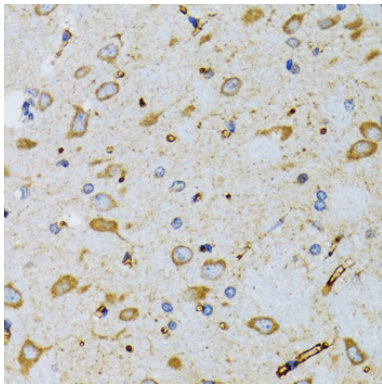
Western blot analysis of extracts of various cell lines, using SRP19 antibody.



Immunohistochemistry of paraffin-embedded rat brain using SRP19 antibody.



Immunohistochemistry of paraffin-embedded human vermiform appendix using SRP19 antibody.



Immunohistochemistry of paraffin-embedded mouse brain using SRP19 antibody.

## Background

Signal-recognition-particle assembly, binds directly to 7S RNA and mediates binding of the 54 kDa subunit of the SRP.

Note: This product is for in vitro research use only