

STRN3 antibody

Catalog No: #39154

Package Size: #39154-1 50ul #39154-2 100ul

Orders: order@signalwayantibody.comSupport: tech@signalwayantibody.com

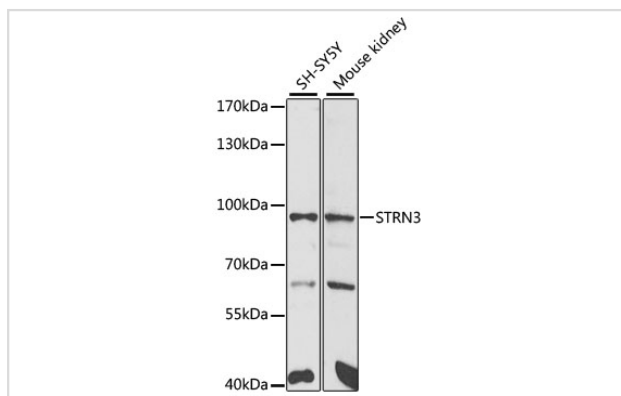
Description

Product Name	STRN3 antibody
Host Species	Rabbit
Clonality	Polyclonal
Purification	Antibodies were purified by affinity purification using immunogen.
Applications	WB,IHC,IF
Species Reactivity	Human,Mouse,Rat
Specificity	The antibody detects endogenous level of total STRN3 protein.
Immunogen Type	Recombinant Protein
Immunogen Description	Recombinant protein of human STRN3.
Target Name	STRN3
Other Names	SG2NA;
Accession No.	Swiss-Prot#: Q13033NCBI Gene ID: 29966
Uniprot	Q13033
GeneID	29966;
SDS-PAGE MW	87kd
Concentration	1.0mg/ml
Formulation	Supplied at 1.0mg/mL in phosphate buffered saline (without Mg ²⁺ and Ca ²⁺), pH 7.4, 150mM NaCl, 0.02% sodium azide and 50% glycerol.
Storage	Store at -20°C

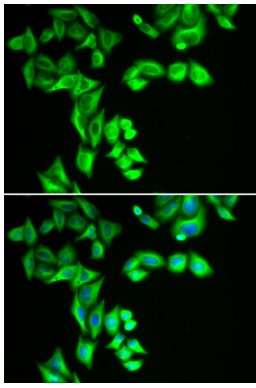
Application Details

WB 1:500 - 1:2000 IHC 1:100 - 1:200 IF 1:50 - 1:100

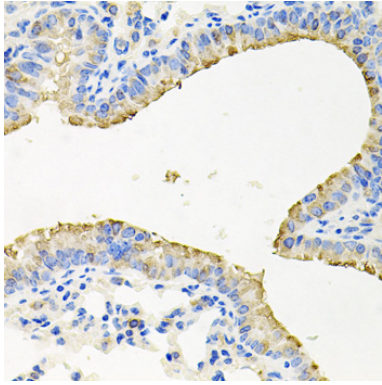
Images



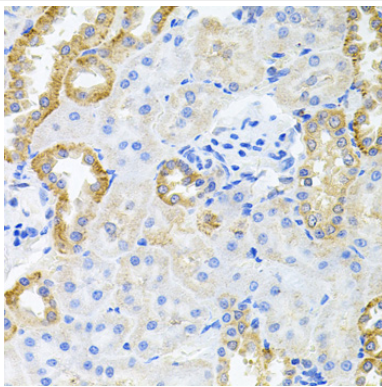
Western blot analysis of extracts of various cell lines, using STRN3 at 1:1000 dilution.



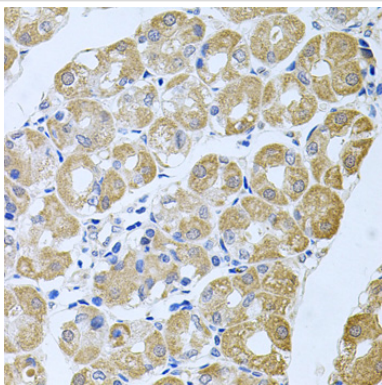
Immunofluorescence analysis of HeLa cells using STRN3 .
Blue: DAPI for nuclear staining.



Immunohistochemistry of paraffin-embedded mouse lung
using STRN3 at dilution of 1:100 (40x lens).



Immunohistochemistry of paraffin-embedded rat kidney using
STRN3 at dilution of 1:100 (40x lens).



Immunohistochemistry of paraffin-embedded human stomach
using STRN3 at dilution of 1:100 (40x lens).

Background

Binds calmodulin in a calcium dependent manner. May function as scaffolding or signaling protein.

Note: This product is for in vitro research use only