

## TAGLN antibody

Catalog No: #39158

Package Size: #39158-1 50ul #39158-2 100ul

Orders: [order@signalwayantibody.com](mailto:order@signalwayantibody.com)Support: [tech@signalwayantibody.com](mailto:tech@signalwayantibody.com)

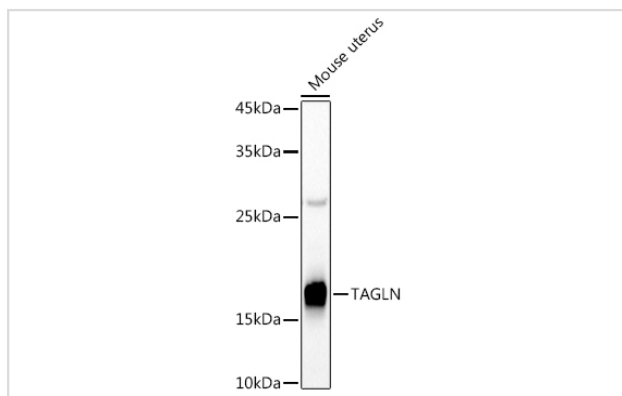
## Description

Product Name	TAGLN antibody
Host Species	Rabbit
Clonality	Polyclonal
Isotype	IgG
Purification	Affinity purification
Applications	WB,IHC,IF
Species Reactivity	Human,Mouse,Rat
Specificity	The antibody detects endogenous level of total TAGLN protein.
Immunogen Type	Recombinant Protein
Immunogen Description	Recombinant fusion protein of human TAGLN (NP_001001522.1).
Target Name	TAGLN
Other Names	TAGLN;SM22;SMCC;TAGLN1;WS3-10
Accession No.	Uniprot:Q01995GeneID:6876
Uniprot	Q01995
GeneID	6876
SDS-PAGE MW	23KDa
Concentration	1.0mg/ml
Formulation	PBS with 0.02% sodium azide,50% glycerol,pH7.3.
Storage	Store at -20°C. Avoid freeze / thaw cycles.

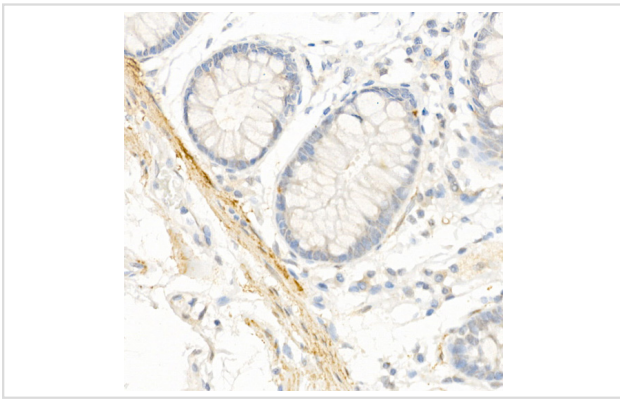
## Application Details

WB 1:500 - 1:2000 IHC 1:50 - 1:200 IF 1:50 - 1:100

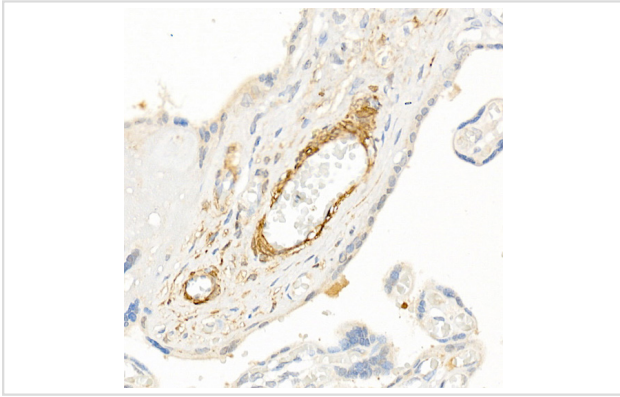
## Images



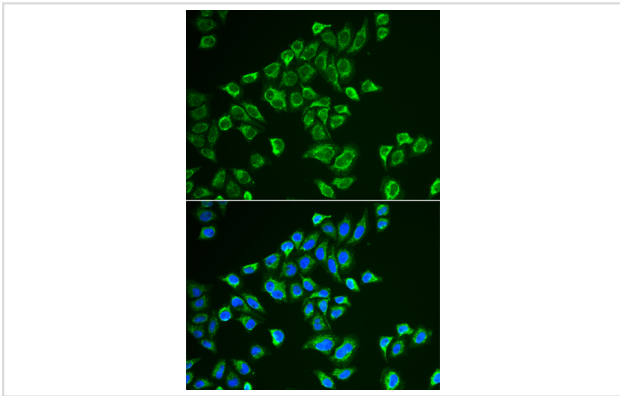
Western blot analysis of extracts of Mouse uterus, using TAGLN antibody.



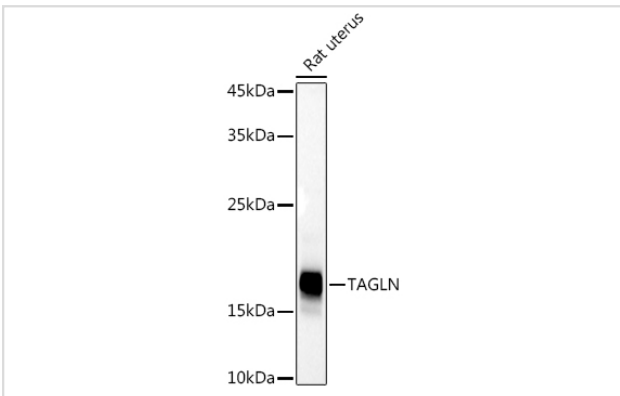
Immunohistochemistry of paraffin-embedded human colon using TAGLN Rabbit pAb.



Immunohistochemistry of paraffin-embedded human placenta using TAGLN Rabbit pAb.



Immunofluorescence analysis of HeLa cells using TAGLN antibody.



Western blot analysis of extracts of Rat uterus, using TAGLN antibody.

## Background

The protein encoded by this gene is a transformation and shape-change sensitive actin cross-linking/gelling protein found in fibroblasts and smooth muscle. Its expression is down-regulated in many cell lines, and this down-regulation may be an early and sensitive marker for the onset of transformation. A functional role of this protein is unclear. Two transcript variants encoding the same protein have been found for this gene.

---

Note: This product is for in vitro research use only