

SMYD4 antibody

Catalog No: #39198

Package Size: #39198-1 50ul #39198-2 100ul

Orders: order@signalwayantibody.comSupport: tech@signalwayantibody.com

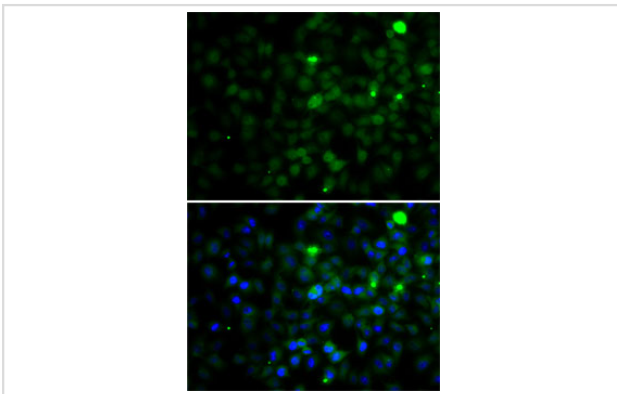
Description

Product Name	SMYD4 antibody
Host Species	Rabbit
Clonality	Polyclonal
Purification	Antibodies were purified by affinity purification using immunogen.
Applications	WB,IHC,IF
Species Reactivity	Human,Mouse,Rat
Specificity	The antibody detects endogenous level of total SMYD4 protein.
Immunogen Type	Recombinant Protein
Immunogen Description	Recombinant protein of human SMYD4.
Target Name	SMYD4
Other Names	ZMYND21;
Accession No.	Swiss-Prot#: Q8IYR2NCBI Gene ID: 114826
Uniprot	Q8IYR2
GeneID	114826;
SDS-PAGE MW	89kd
Concentration	1.0mg/ml
Formulation	Supplied at 1.0mg/mL in phosphate buffered saline (without Mg ²⁺ and Ca ²⁺), pH 7.4, 150mM NaCl, 0.02% sodium azide and 50% glycerol.
Storage	Store at -20°C

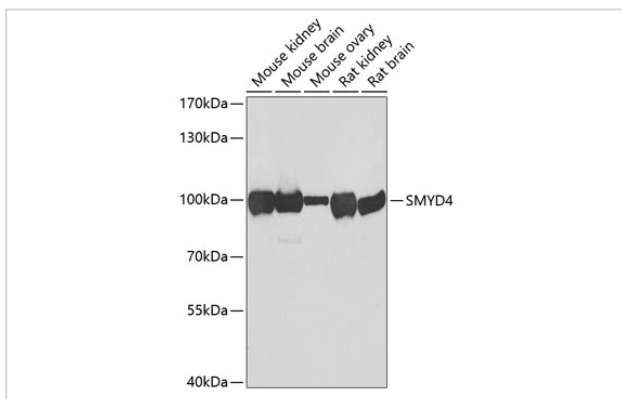
Application Details

WB □ 1:500 - 1:2000 IHC □ 1:50 - 1:200 IF □ 1:50 - 1:100

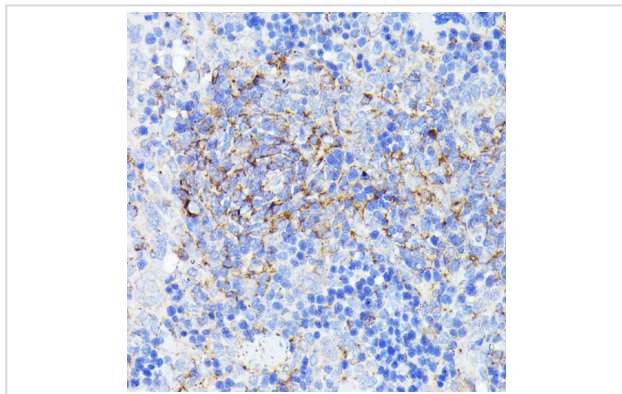
Images



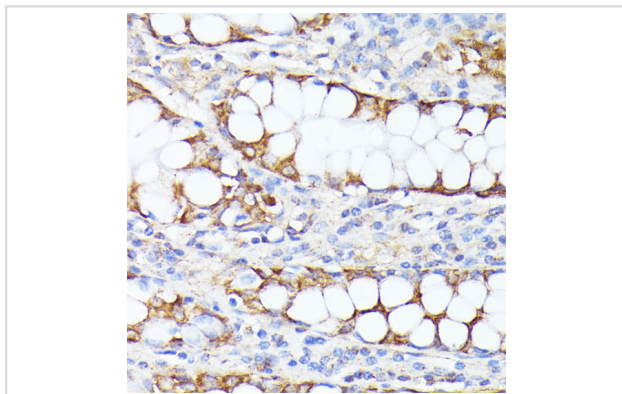
Immunofluorescence analysis of A-549 cells using SMYD4 .
Blue: DAPI for nuclear staining.



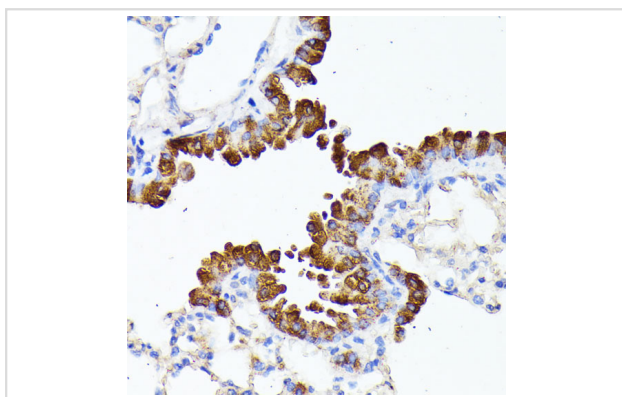
Western blot analysis of extracts of various cell lines, using SMYD4 at 1:1000 dilution.



Immunohistochemistry of paraffin-embedded rat spleen using SMYD4 at dilution of 1:100 (40x lens).



Immunohistochemistry of paraffin-embedded human colon carcinoma using SMYD4 at dilution of 1:100 (40x lens).



Immunohistochemistry of paraffin-embedded mouse lung using SMYD4 at dilution of 1:100 (40x lens).

Background

Belongs to the class V-like SAM-binding methyltransferase superfamily.

Note: This product is for in vitro research use only