

STK25 antibody

Catalog No: #22448

Orders: order@signalwayantibody.com

Support: tech@signalwayantibody.com

Description

Product Name	STK25 antibody
Host Species	Rabbit
Clonality	Polyclonal
Purification	Purified by antigen-affinity chromatography.
Applications	WB IHC IF
Species Reactivity	Hu
Immunogen Type	Recombinant protein
Immunogen Description	Recombinant protein fragment contain a sequence corresponding to a region within amino acids 1 and 201 of Human STK25
Target Name	STK25
Accession No.	Swiss-Prot:O00506Gene ID:10494
Uniprot	O00506
GeneID	10494;
Concentration	0.4mg/ml
Formulation	Supplied in 0.1M Tris-buffered saline with 10% Glycerol (pH7.0). 0.01% Thimerosal was added as a preservative.
Storage	Store at -20°C for long term preservation (recommended). Store at 4°C for short term use.

Application Details

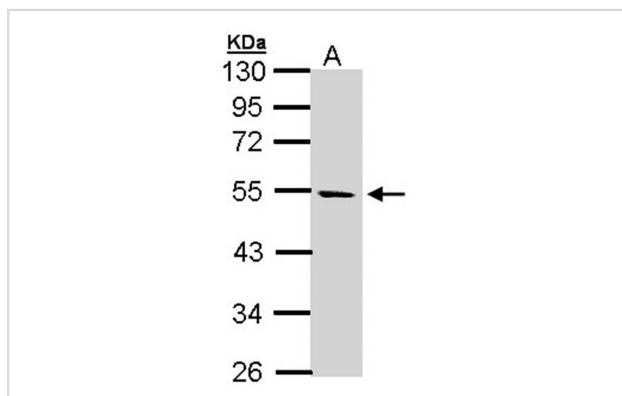
Predicted MW: 48kd

Western blotting: 1:500-1:3000

Immunohistochemistry: 1:100-1:250

Immunofluorescence: 1:100-1:200

Images

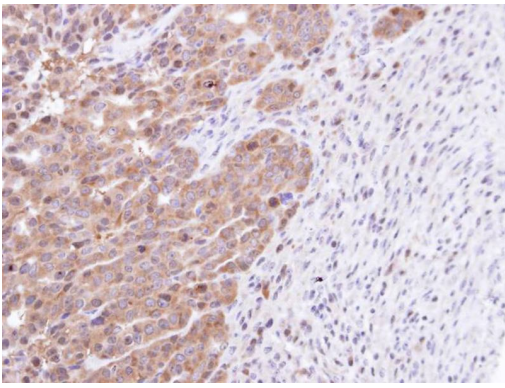


Sample (30 ug of whole cell lysate)

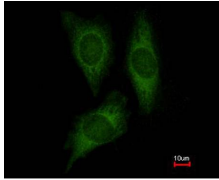
A: HeLa S3

10% SDS PAGE

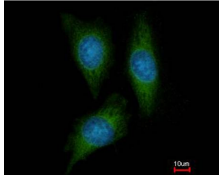
Primary antibody diluted at 1: 1000



Immunohistochemical analysis of paraffin-embedded NCIN87 xenograft, using STK25 antibody at 1: 100 dilution.



Costained with Hoechst 33342



Immunofluorescence analysis of methanol-fixed HeLa, using STK25 antibody at 1: 200 dilution.

Note: This product is for in vitro research use only