

PDLIM4 Antibody

Catalog No: #40077

Orders: order@signalwayantibody.comSupport: tech@signalwayantibody.com

Description

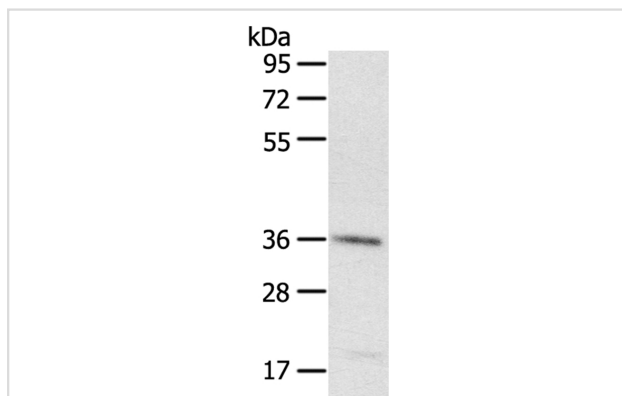
Product Name	PDLIM4 Antibody
Host Species	Rabbit
Clonality	Polyclonal
Purification	Antigen affinity purification.
Applications	WB IHC
Species Reactivity	Hu
Specificity	The antibody detects endogenous levels of total PDLIM4 protein.
Immunogen Type	Protein
Immunogen Description	Full length fusion protein
Target Name	PDLIM4
Other Names	RIL
Accession No.	Swiss-Prot:P50479Gene Accssion:BC016765
Uniprot	P50479
GeneID	8572;
SDS-PAGE MW	35KD
Concentration	1.8mg/ml
Formulation	Rabbit IgG in pH7.4 PBS, 0.05% NaN ₃ , 40% Glycerol.
Storage	Store at -20°C

Application Details

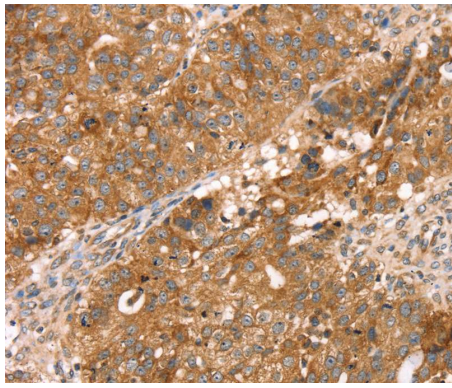
Western blotting: 1:200-1:1000

Immunohistochemistry:1:25-1:100

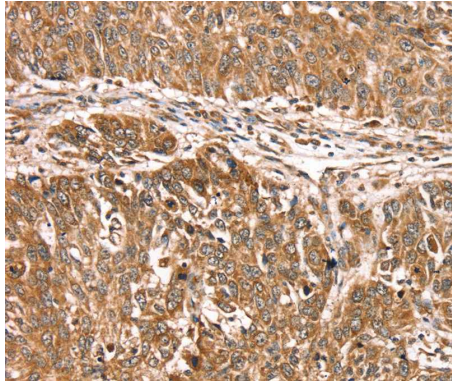
Images



Gel: 8%SDS-PAGE
Lysate: 40ug A431 cellPrimary antibody: 1/400 dilution
Secondary antibody dilution: 1/8000
Exposure time: 3 seconds



Immunohistochemical analysis of paraffin-embedded Human breast cancer tissue using #40077 at dilution 1/30.



Immunohistochemical analysis of paraffin-embedded Human lung cancer tissue using #40077 at dilution 1/30.

Background

This gene encodes a protein which may be involved in bone development. Mutations in this gene are associated with susceptibility to osteoporosis.?

Note: This product is for in vitro research use only