

DNAJC9 Antibody

Catalog No: #47069

Orders: order@signalwayantibody.comSupport: tech@signalwayantibody.com

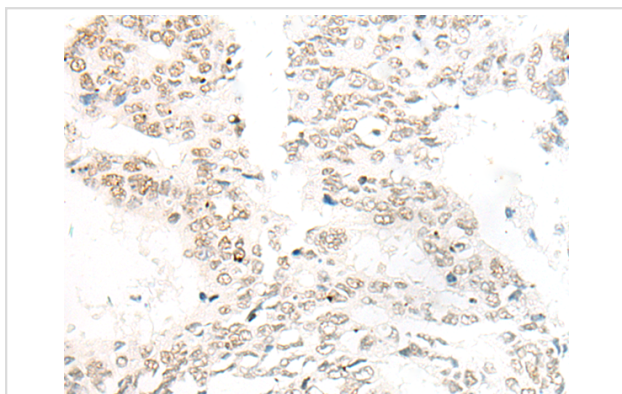
Description

Product Name	DNAJC9 Antibody
Host Species	Rabbit
Clonality	Polyclonal
Purification	Antigen affinity purification
Applications	WB, IHC
Species Reactivity	Hu
Specificity	The antibody detects endogenous levels of total DNAJC9 protein.
Immunogen Type	peptide
Immunogen Description	Synthetic peptide of human DNAJC9
Target Name	DNAJC9
Other Names	JDD1; SB73; HDJC9
Accession No.	Swiss-Prot#:Q8WXX5 NCBI Gene ID:23234Gene Accsion:NP_056005
Uniprot	Q8WXX5
GeneID	23234;
Calculated MW	30 kDa
Concentration	0.4mg/ml
Formulation	Rabbit IgG in pH7.4 PBS, 0.05% NaN ₃ , 40% Glycerol.
Storage	Store at -20C

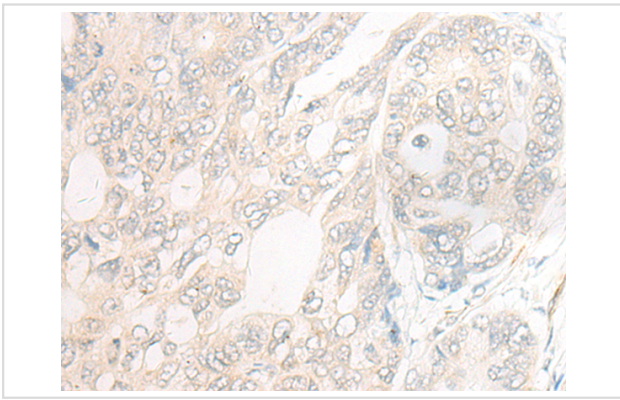
Application Details

Western blotting:1:200-1000Immunofluorescence:1: 20-100

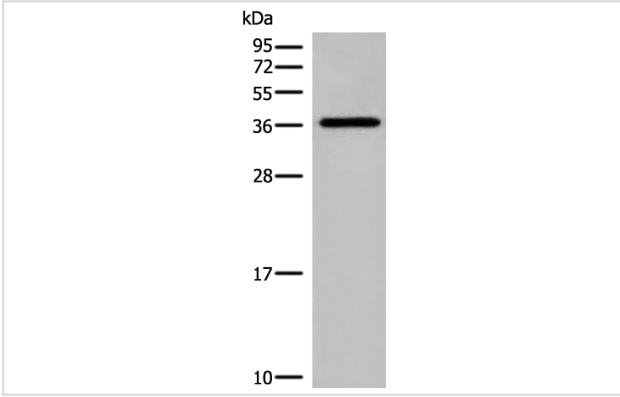
Images



The image is immunohistochemistry of paraffin-embedded Human colorectal cancer tissue using 47069(DNAJC9 Antibody) at dilution 1/20. (Original magnification: ?00)



The image is immunohistochemistry of paraffin-embedded Human gastric cancer tissue using 47069(DNAJC9 Antibody) at dilution 1/20. (Original magnification: ?00)



Gel: 12%SDS-PAGE
Lysate: 40 µg, Lane: Human tonsil tissue lysate
Primary antibody:DNAJC9 Antibody at dilution 1/200
Secondary antibody: Goat anti rabbit IgG at 1/8000 dilution
Exposure time: 1 minute

Background

May play a role as co-chaperone of the Hsp70 family proteins HSPA1A, HSPA1B and HSPA8.

Note: This product is for in vitro research use only