

## UPP2 Antibody

Catalog No: #40400

Orders: order@signalwayantibody.com

Support: tech@signalwayantibody.com

## Description

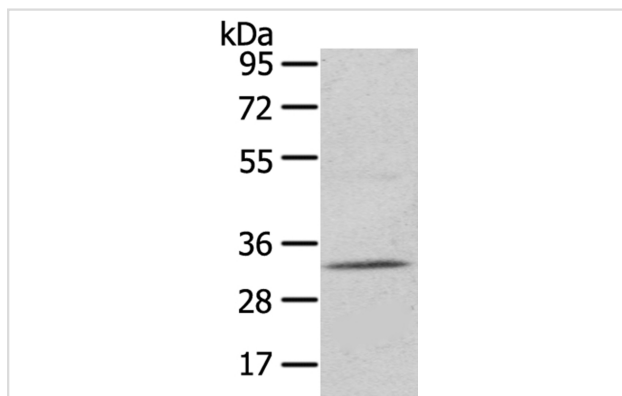
Product Name	UPP2 Antibody
Host Species	Rabbit
Clonality	Polyclonal
Purification	Antigen affinity purification.
Applications	WB IHC
Species Reactivity	Hu Ms
Specificity	The antibody detects endogenous levels of total UPP2 protein.
Immunogen Type	Peptide
Immunogen Description	Synthetic peptide of human uridine phosphorylase 2
Target Name	UPP2
Other Names	UP2; UPASE2; UDRPASE2
Accession No.	Swiss-Prot:O95045Gene Accssion:NP_775491
Uniprot	O95045
GeneID	151531;
SDS-PAGE MW	36KD
Concentration	5.3mg/ml
Formulation	Rabbit IgG in pH7.4 PBS, 0.05% NaN <sub>3</sub> , 40% Glycerol.
Storage	Store at -20°C

## Application Details

Western blotting: 1:200-1:1000

Immunohistochemistry:1:30-1:150

## Images

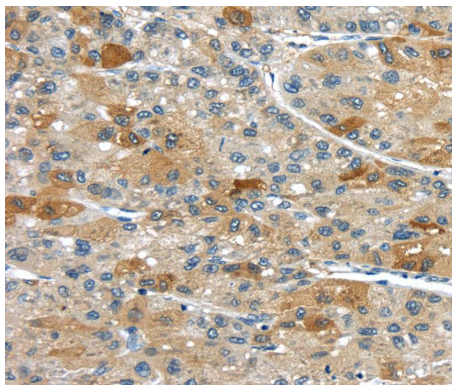


Gel: 6%SDS-PAGE

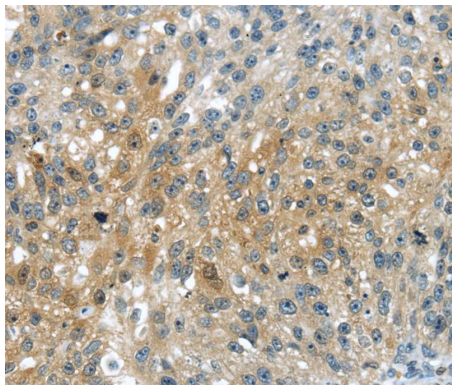
Lysate: 40ug Mouse kidney tissuePrimary antibody: 1/400 dilution

Secondary antibody dilution: 1/8000

Exposure time: 40 seconds



Immunohistochemical analysis of paraffin-embedded Human liver cancer tissue using #40400 at dilution 1/35.



Immunohistochemical analysis of paraffin-embedded Human breast cancer tissue using #40400 at dilution 1/35.

## Background

Catalyzes the reversible phosphorylytic cleavage of uridine and deoxyuridine to uracil and ribose- or deoxyribose-1-phosphate. The produced molecules are then utilized as carbon and energy sources or in the rescue of pyrimidine bases for nucleotide synthesis. Shows substrate specificity and accept uridine, deoxyuridine, and thymidine as well as the two pyrimidine nucleoside analogs 5-fluorouridine and 5-fluoro-2(')-deoxyuridine as substrates.

Note: This product is for in vitro research use only