

## Akt1 (Phospho-Tyr474) Polyclonal Antibody

Catalog No: #12311

Package Size: #12311-1 50ul #12311-2 100ul

Orders: [order@signalwayantibody.com](mailto:order@signalwayantibody.com)Support: [tech@signalwayantibody.com](mailto:tech@signalwayantibody.com)

## Description

Product Name	Akt1 (Phospho-Tyr474) Polyclonal Antibody
Host Species	Rabbit
Clonality	Polyclonal
Purification	The antibody was affinity-purified from rabbit antiserum by affinity-chromatography using epitope-specific immunogen.
Applications	WB IHC ELISA
Species Reactivity	Hu Ms Rt Mk
Specificity	Phospho-Akt1 (Y474) Polyclonal Antibody detects endogenous levels of Akt1 protein only when phosphorylated at Y474.
Immunogen Type	peptide
Immunogen Description	Synthesized peptide derived from human Akt1 around the phosphorylation site of Y474.
Target Name	Akt1
Modification	Phospho
Other Names	AKT1; PKB; RAC; RAC-alpha serine/threonine-protein kinase; Protein kinase B; PKB; Protein kinase B alpha; PKB alpha; Proto-oncogene c-Akt; RAC-PK-alpha
Accession No.	Swiss-Prot: P31749NCBI Gene ID: 207
Uniprot	P31749
GeneID	207;
Target Species	human
SDS-PAGE MW	60kd
Concentration	1mg/ml
Formulation	Liquid in PBS containing 50% glycerol, 0.5% BSA and 0.02% sodium azide.
Storage	Store at -20°C/1 year

## Application Details

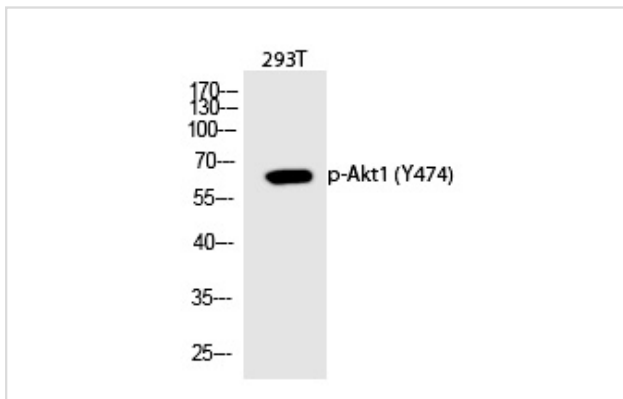
Western blotting: 1/500 - 1/2000

Immunohistochemistry: 1/100 - 1/300

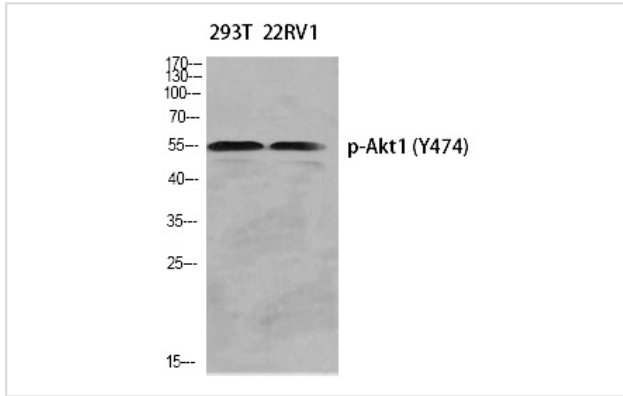
ELISA: 1/5000

Not yet tested in other applications

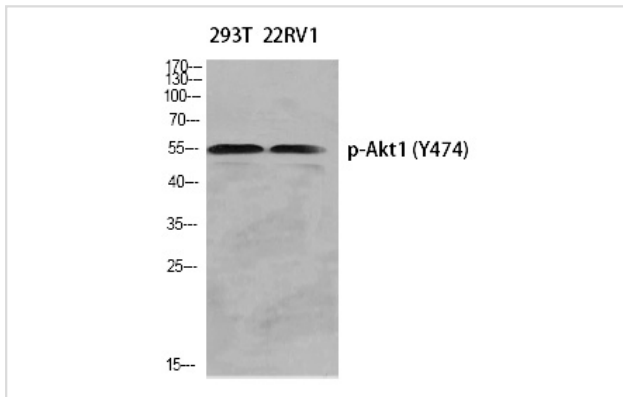
## Images



Western Blot analysis of 293T cells using Phospho-Akt1 (Y474) Polyclonal Antibody



Western Blot analysis of 293T 22RV1 cells using Phospho-Akt1 (Y474) Polyclonal Antibody



Western Blot analysis of KB using Phospho-Akt1 (Y474) Polyclonal Antibody

Note: This product is for in vitro research use only