

## Description

Product Name	TPI1 antibody
Host Species	Rabbit
Clonality	Polyclonal
Purification	Purified by antigen-affinity chromatography.
Applications	WB IHC IF
Species Reactivity	Hu
Immunogen Type	Peptide
Immunogen Description	Synthetic peptide contain a sequence corresponding to a region within amino acids 187 and 249 of Human TPI1
Target Name	TPI1
Accession No.	Swiss-Prot:P60174Gene ID:7167
Uniprot	P60174
GeneID	7167;
Concentration	1mg/ml
Formulation	Supplied in 0.1M Tris-buffered saline with 10% Glycerol (pH7.0). 0.01% Thimerosal was added as a preservative.
Storage	Store at -20°C for long term preservation (recommended). Store at 4°C for short term use.

## Application Details

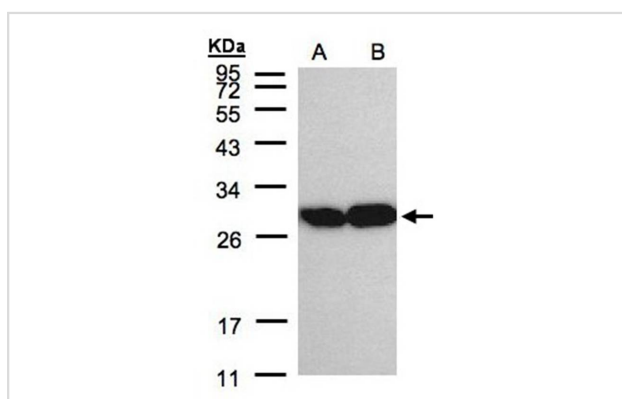
Predicted MW: 27kd

Western blotting: 1:500-1:3000

Immunohistochemistry: 1:100-1:250

Immunofluorescence: 1:100-1:200

## Images



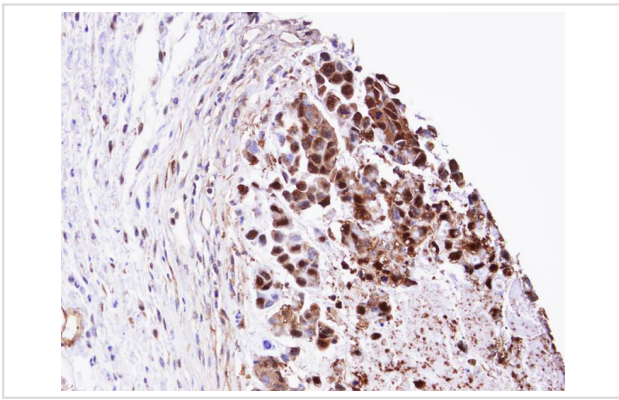
Sample(30 ug of whole cell lysate)

A: A431

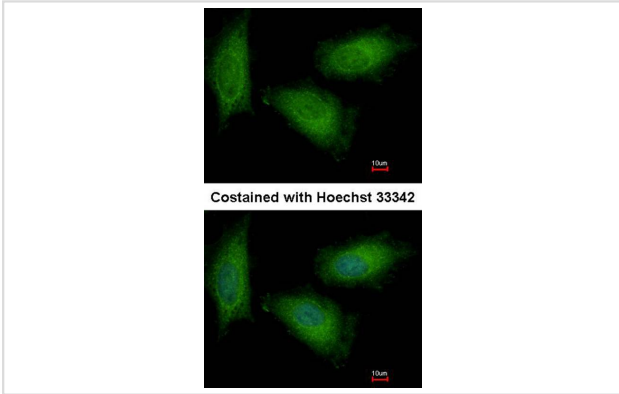
B: H1299

12% SDS PAGE

Primary antibody diluted at 1: 2000



Immunohistochemical analysis of paraffin-embedded SNU-16 xenograft, using TPI1 antibody at 1: 100 dilution.



Immunofluorescence analysis of paraformaldehyde-fixed HeLa, using Triosephosphate isomerase antibody at 1: 500 dilution.

## Background

This gene encodes an enzyme, consisting of two identical proteins, which catalyzes the isomerization of glyceraldehydes 3-phosphate (G3P) and dihydroxy-acetone phosphate (DHAP) in glycolysis and gluconeogenesis. Mutations in this gene are associated with triosephosphate isomerase deficiency. Pseudogenes have been identified on chromosomes 1, 4, 6 and 7. Alternative splicing results in multiple transcript variants. [provided by RefSeq]

Note: This product is for in vitro research use only