

## Akt Polyclonal Antibody

Catalog No: #40569

Package Size: #40569-1 50ul #40569-2 100ul

Orders: order@signalwayantibody.com

Support: tech@signalwayantibody.com

## Description

Product Name	Akt Polyclonal Antibody
Host Species	Rabbit
Clonality	Polyclonal
Purification	The antibody was affinity-purified from rabbit antiserum by affinity-chromatography using epitope-specific immunogen.
Applications	WB IHC ELISA IF
Species Reactivity	Hu Ms Rt
Specificity	Akt Polyclonal Antibody detects endogenous levels of Akt protein.
Immunogen Description	Synthesized peptide derived from human Akt around the non-phosphorylation site of S473.
Target Name	Akt
Other Names	AKT1; PKB; RAC; RAC-alpha serine/threonine-protein kinase; Protein kinase B; PKB; Protein kinase B alpha; PKB alpha; Proto-oncogene c-Akt; RAC-PK-alpha
Accession No.	Swiss-Prot: P31749NCBI Gene ID: 207
Uniprot	P31749
GeneID	207;
SDS-PAGE MW	55kd
Concentration	1mg/ml
Formulation	Liquid in PBS containing 50% glycerol, 0.5% BSA and 0.02% sodium azide.
Storage	Store at -20°C/1 year

## Application Details

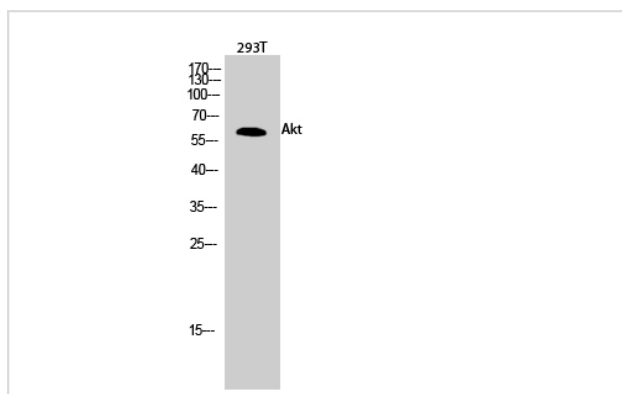
Western Blot: 1/500 - 1/2000.

Immunohistochemistry: 1/100 - 1/300.

ELISA: 1/20000.

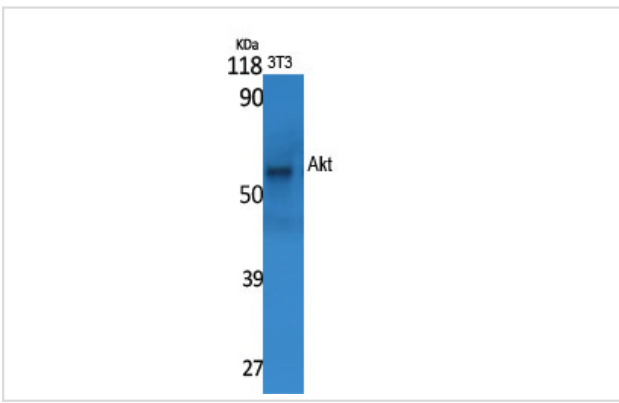
Not yet tested in other applications.

## Images

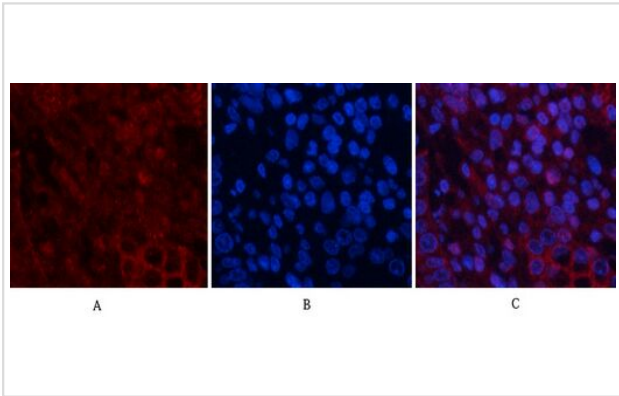


Western Blot analysis of 293T cells using Akt Polyclonal Antibody

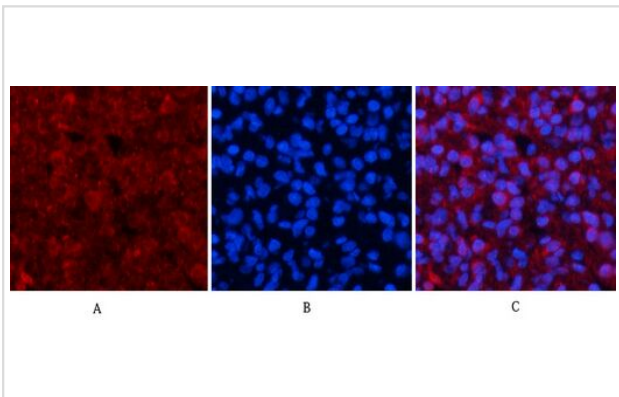
Western Blot analysis of NIH-3T3 cells using Akt Polyclonal Antibody



Immunofluorescence analysis of human-stomach tissue.



Immunofluorescence analysis of rat-lung tissue.



Note: This product is for in vitro research use only