

GSK3 β Polyclonal Antibody

Catalog No: #40989

Package Size: #40989-1 50ul #40989-2 100ul

Orders: order@signalwayantibody.comSupport: tech@signalwayantibody.com

Description

Product Name	GSK3 β Polyclonal Antibody
Host Species	Rabbit
Clonality	Polyclonal
Purification	The antibody was affinity-purified from rabbit antiserum by affinity-chromatography using epitope-specific immunogen.
Applications	WB IHC IP ELISA
Species Reactivity	Hu Ms Rt
Specificity	GSK3 β Polyclonal Antibody detects endogenous levels of GSK3 β protein.
Immunogen Description	The antiserum was produced against synthesized peptide derived from human GSK3B.
Target Name	GSK3 β
Other Names	GSK3B; Glycogen synthase kinase-3 beta; GSK-3 beta; Serine/threonine-protein kinase GSK3B
Accession No.	Swiss-Prot: P49841NCBI Gene ID: 2932
Uniprot	P49841
GeneID	2932;
SDS-PAGE MW	47kd
Concentration	1mg/ml
Formulation	Liquid in PBS containing 50% glycerol, 0.5% BSA and 0.02% sodium azide.
Storage	Store at -20°C/1 year

Application Details

Western Blot: 1/500 - 1/2000.


Immunohistochemistry: 1/100 - 1/300. Immunoprec

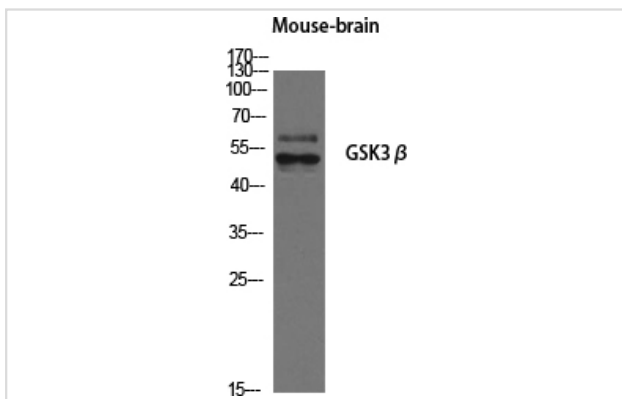
Immunoprecipitation: 2-5 ug/mg lysate.

ELISA: 1/20000.

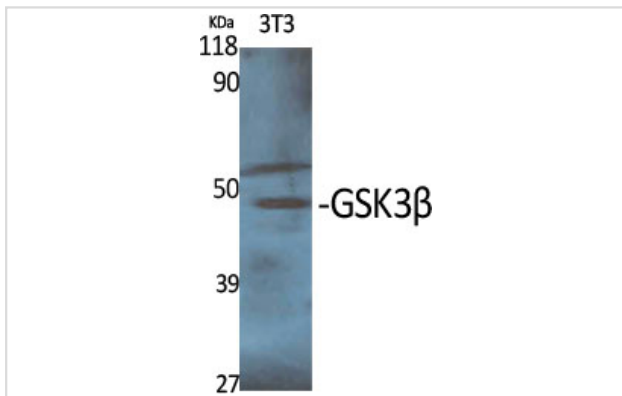
Not yet tested in other applications.

Images

Western Blot analysis of HT29 cells using GSK3 β Polyclonal Antibody



Western Blot analysis of NIH-3T3 cells using GSK3 β
Polyclonal Antibody



Western Blot analysis of MOUSE-BRAIN cells using GSK3 β
Polyclonal Antibody

Note: This product is for in vitro research use only