

## eIF3K antibody

Catalog No: #22622

Orders: order@signalwayantibody.com

Support: tech@signalwayantibody.com

## Description

Product Name	eIF3K antibody
Host Species	Rabbit
Clonality	Polyclonal
Purification	Affinity purified by Protein A.
Applications	WB IF
Species Reactivity	Hu
Immunogen Type	Recombinant protein
Immunogen Description	Recombinant protein fragment contain a sequence corresponding to a region within amino acids 1 and 133 (Q9UBQ5) of EIF3K
Target Name	eIF3K
Accession No.	Swiss-Prot:Q9UBQ5Gene ID:27335
Uniprot	Q9UBQ5
GeneID	27335;
Concentration	10mg/ml
Formulation	Supplied in 1XPBS, 1%BSA, 20% Glycerol (pH7.0). 0.01% Thimerosal was added as a preservative.
Storage	Store at -20°C for long term preservation (recommended). Store at 4°C for short term use.

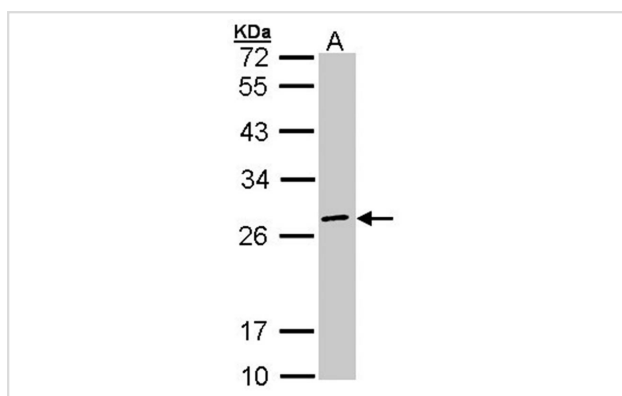
## Application Details

Predicted MW: 25kd

Western blotting: 1:500-1:3000

Immunofluorescence: 1:100-1:200

## Images



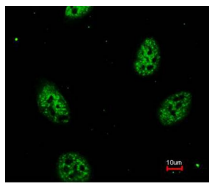
Sample (30 ug of whole cell lysate)

A: H1299

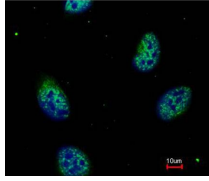
12% SDS PAGE

Primary antibody diluted at 1: 1000

Immunofluorescence analysis of paraformaldehyde-fixed HeLa, using eIF3K antibody at 1: 200 dilution.



Merged with DNA probe



## Background

The 700-kD eukaryotic translation initiation factor-3 (eIF3) is the largest eIF and contains at least 12 subunits, including EIF2S12. eIF3 plays an essential role in translation by binding directly to the 40S ribosomal subunit and promoting formation of the 40S preinitiation complex (Mayeur et al., 2003 [PubMed 14519125]).[supplied by OMIM]

Note: This product is for in vitro research use only