

IRAK-2 Polyclonal Antibody

Catalog No: #41073

Package Size: #41073-1 50ul #41073-2 100ul

Orders: order@signalwayantibody.com

Support: tech@signalwayantibody.com

Description

Product Name	IRAK-2 Polyclonal Antibody
Host Species	Rabbit
Clonality	Polyclonal
Purification	The antibody was affinity-purified from rabbit antiserum by affinity-chromatography using epitope-specific immunogen.
Applications	WB ELISA IHC
Species Reactivity	Hu Ms Rt
Specificity	IRAK-2 Polyclonal Antibody detects endogenous levels of IRAK-2 protein.
Immunogen Description	Synthesized peptide derived from the Internal region of human IRAK-2.
Target Name	IRAK-2
Other Names	IRAK2; Interleukin-1 receptor-associated kinase-like 2; IRAK-2
Accession No.	Swiss-Prot: O43187NCBI Gene ID: 3656
Uniprot	O43187
GeneID	3656;
SDS-PAGE MW	70kd
Concentration	1mg/ml
Formulation	Liquid in PBS containing 50% glycerol, 0.5% BSA and 0.02% sodium azide.
Storage	Store at -20°C/1 year

Application Details


Western Blot: 1/500 - 1/2000.

ELISA: 1/40000.

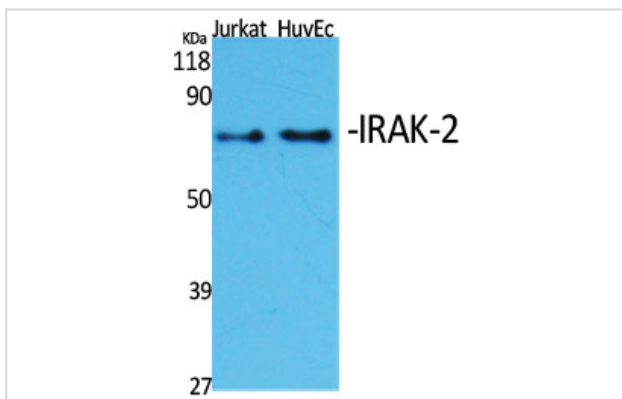
Immunohistochemistry 1/50 - 1/300.

Not yet tested in other applications.

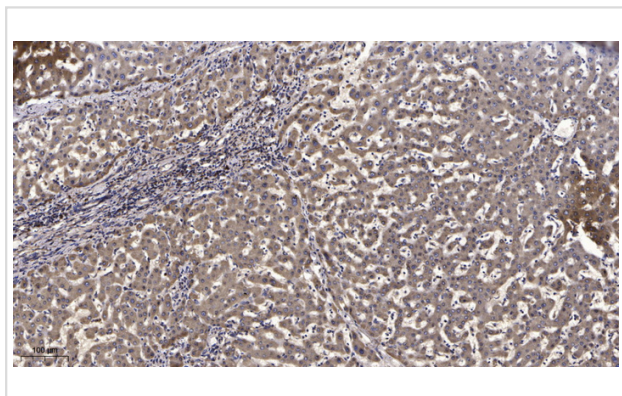
Images



Western Blot analysis of 293 cells using IRAK-2 Polyclonal Antibody



Western Blot analysis of Jurkat HuvEc cells using IRAK-2 Polyclonal Antibody



Immunohistochemical analysis of paraffin-embedded human liver cancer. 1, Antibody was diluted at 1:200(4° overnight). 2, Tris-EDTA,pH9.0 was used for antigen retrieval. 3,Secondary antibody was diluted at 1:200(room temperature, 45min).

Note: This product is for in vitro research use only