

Epoxide hydrolase 1 antibody

Catalog No: #22633

Orders: order@signalwayantibody.com

Support: tech@signalwayantibody.com

Description

Product Name	Epoxide hydrolase 1 antibody
Host Species	Rabbit
Clonality	Polyclonal
Purification	Purified by antigen-affinity chromatography.
Applications	WB IHC IF
Species Reactivity	Hu
Immunogen Type	Recombinant protein
Immunogen Description	Recombinant protein fragment contain a sequence corresponding to a region within amino acids 1 and 193 of Epoxide hydrolase 1
Target Name	Epoxide hydrolase 1
Accession No.	Swiss-Prot:P07099Gene ID:2052
Uniprot	P07099
GeneID	2052;
Concentration	1mg/ml
Formulation	Supplied in 0.1M Tris-buffered saline with 10% Glycerol (pH7.0). 0.01% Thimerosal was added as a preservative.
Storage	Store at -20°C for long term preservation (recommended). Store at 4°C for short term use.

Application Details

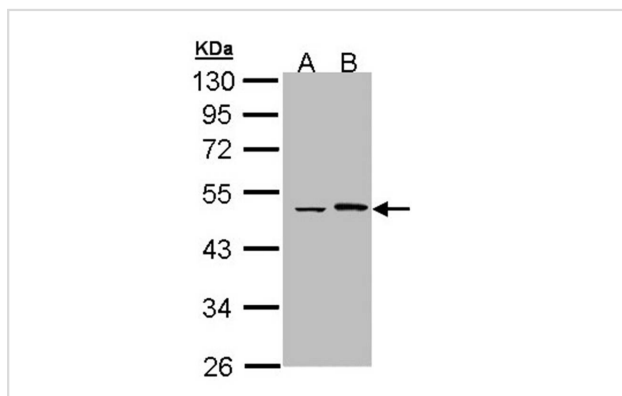
Predicted MW: 53kd

Western blotting: 1:500-1:3000

Immunohistochemistry: 1:100-1:500

Immunofluorescence: 1:100-1:200

Images



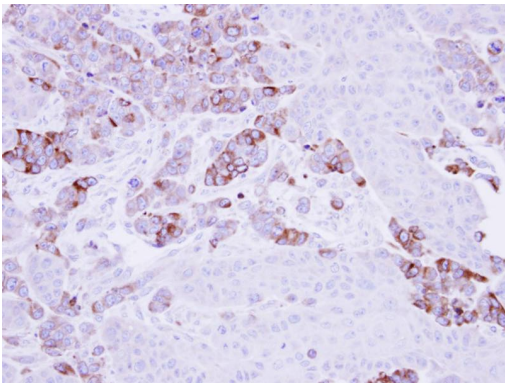
Sample (30 ug of whole cell lysate)

A: HeLa

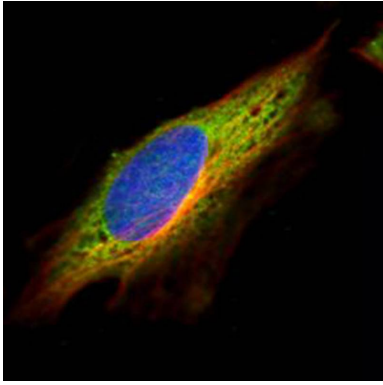
B: Hep G2

10% SDS PAGE

Primary antibody diluted at 1: 1000



Immunohistochemical analysis of paraffin-embedded SG xenograft, using Epoxide hydrolase 1 antibody at 1: 500 dilution.



Confocal immunofluorescence analysis (Olympus FV10i) of methanol-fixed HeLa, using EPHX1 antibody (Green) at 1: 500 dilution and alpha-tubulin antibody (Red) at 1: 2000.

Background

Epoxide hydrolase is a critical biotransformation enzyme that converts epoxides from the degradation of aromatic compounds to trans-dihydrodiols which can be conjugated and excreted from the body. Epoxide hydrolase functions in both the activation and detoxification of epoxides. Mutations in this gene cause preeclampsia, epoxide hydrolase deficiency or increased epoxide hydrolase activity. Alternatively spliced transcript variants encoding the same protein have been found for this gene.

Note: This product is for in vitro research use only