

PGBD5 Antibody

Catalog No: #48087

Package Size: #48087-1 50ul #48087-2 100ul

Orders: order@signalwayantibody.comSupport: tech@signalwayantibody.com

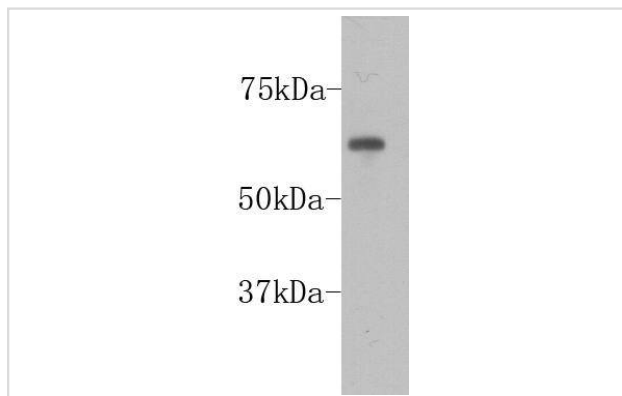
Description

Product Name	PGBD5 Antibody
Host Species	Mouse
Clonality	Monoclonal
Clone No.	7-F8-5
Purification	ProA affinity purified
Applications	WB, ICC, IHC
Species Reactivity	Hu, Ms
Immunogen Description	peptide
Other Names	PGBD5 antibody PGBD5_HUMAN antibody PiggyBac transposable element-derived protein 5 antibody
Accession No.	Swiss-Prot#:Q8N414
Uniprot	Q8N414
GeneID	79605;
Calculated MW	62kDa
Formulation	1*TBS (pH7.4), 1%BSA, 40%Glycerol. Preservative: 0.05% Sodium Azide.
Storage	Store at -20°C

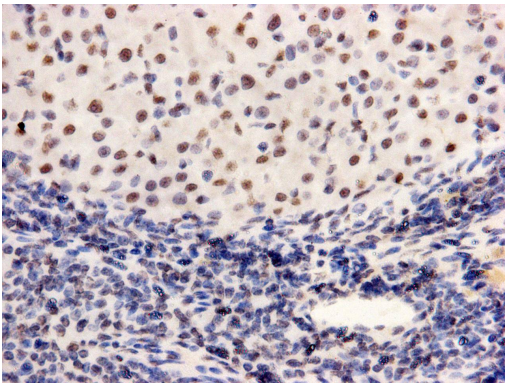
Application Details

WB: 1:5,000-1:10,000 IHC: 1:200 ICC: 1:100-1:500

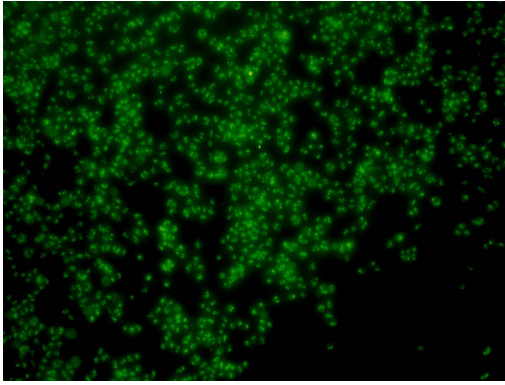
Images



Western blot analysis on F9 cell lysates using anti-PGBD5 Mouse mAb (Cat. # M1012-1).



Immunohistochemical analysis of paraffin- embedded human lung cancer tissue using anti-PGBD5 Mouse mAb (Cat. # M1012-1).



Immunofluorescent staining of F9 cells using anti-PGBD5 Mouse mAb (Cat. # M1012-1).

Background

PiggyBac transposable element derived protein 5, also known as PGBD5, encodes a 554 amino acid transposase and is a member of the piggyBac transposable element derived (PGBD) gene family, which includes several genes that are derived from piggyBac transposons. This gene product is specifically expressed in the brain. The PiggyBac transposable element is a popular tool for germ-line transgenesis of eukaryotes.

References

Note: This product is for in vitro research use only