

# Histone H3 Antibody

Catalog No: #48100



Package Size: #48100-1 50ul #48100-2 100ul

Orders: [order@signalwayantibody.com](mailto:order@signalwayantibody.com)

Support: [tech@signalwayantibody.com](mailto:tech@signalwayantibody.com)

## Description

Product Name	Histone H3 Antibody
Host Species	Mouse
Clonality	Monoclonal
Clone No.	A11-D7
Purification	ProA affinity purified
Applications	WB, ICC
Species Reactivity	Hu,Ms,Rt, zebrafish
Immunogen Description	peptide
Other Names	<p>HIST1 cluster, H3J antibody Histone gene cluster 1, H3 histone family, member E antibody Histone gene cluster 1, H3G antibody H3 histone family, member J antibody HIST1 cluster, H3E antibody HIST1 cluster, H3I antibody Histone gene cluster 1, H3C antibody FLJ92264 antibody H3 histone family, member A antibody H3 histone family, member B antibody H3 histone family, member C antibody H3 histone family, member D antibody H3 histone family, member F antibody H3 histone family, member H antibody H3 histone family, member I antibody H3 histone family, member K antibody H3 histone family, member L antibody H3 histone family, member T antibody H3 histone, family 3A antibody H3.1 antibody H3.3A antibody H3/a antibody H3/b antibody H3/c antibody H3/d antibody h3/f antibody H3/h antibody H3/i antibody H3/j antibody H3/k antibody H3/l antibody H3/t antibody H31_HUMAN antibody H3F1K antibody H3F3 antibody H3F3A antibody H3FA antibody H3FB antibody H3FC antibody H3FD antibody H3FF antibody H3FH antibody H3FI antibody H3FJ antibody H3FK antibody H3FL antibody HIST1 cluster, H3A antibody HIST1 cluster, H3B antibody HIST1 cluster, H3C antibody HIST1 cluster, H3D antibody HIST1 cluster, H3F antibody HIST1 cluster, H3G antibody HIST1 cluster, H3H antibody HIST1H3A antibody HIST1H3B antibody HIST1H3C antibody HIST1H3D antibody HIST1H3E antibody HIST1H3F antibody HIST1H3G antibody HIST1H3H antibody HIST1H3I antibody HIST1H3J antibody HIST3H3 antibody Histone 1, H3a antibody Histone 1, H3b antibody Histone 1, H3c antibody Histone 1, H3d antibody Histone 1, H3e antibody Histone 1, H3f antibody Histone 1, H3g antibody Histone 1, H3h antibody Histone 1, H3i antibody Histone 1, H3j antibody histone 3, H3 antibody histone cluster 1 H3 family member a antibody histone cluster 1 H3 family member b antibody histone cluster 1 H3 family member c antibody histone cluster 1 H3 family member d antibody histone cluster 1 H3 family member e antibody histone cluster 1 H3 family member f antibody histone cluster 1 H3 family member g antibody histone cluster 1 H3 family member h antibody histone cluster 1 H3 family member i antibody histone cluster 1 H3 family member j antibody Histone cluster 1, H3a antibody Histone cluster 1, H3b antibody Histone cluster 1, H3c antibody Histone cluster 1, H3d antibody Histone cluster 1, H3e antibody Histone cluster 1, H3f antibody Histone cluster 1, H3g antibody Histone cluster 1, H3i antibody Histone cluster 1, H3j antibody Histone gene cluster 1, H3 histone family, member A antibody Histone gene cluster 1, H3 histone family, member B antibody Histone gene cluster 1, H3 histone family, member C antibody Histone gene cluster 1, H3 histone family, member D antibody Histone gene cluster 1, H3 histone family, member F antibody Histone gene cluster 1, H3 histone family, member G antibody Histone gene cluster 1, H3 histone family, member H antibody Histone gene</p>

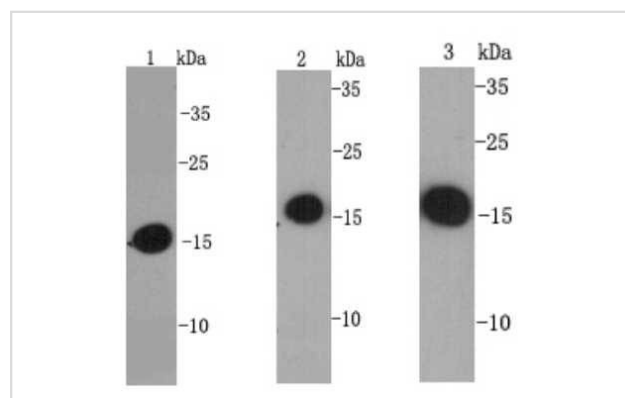
cluster 1, H3 histone family, member I antibody Histone gene cluster 1, H3 histone family, member J antibody  
Histone gene cluster 1, H3A antibody Histone gene cluster 1, H3B antibody Histone gene cluster 1, H3D  
antibody Histone gene cluster 1, H3E antibody Histone gene cluster 1, H3F antibody Histone gene cluster 1,  
H3H antibody Histone gene cluster 1, H3I antibody Histone gene cluster 1, H3J antibody Histone H 3  
antibody Histone H3.1 antibody histone H3.1t antibody Histone H3.2 antibody Histone H3/a antibody  
Histone H3/b antibody Histone H3/c antibody Histone H3/d antibody Histone H3/f antibody Histone H3/h  
antibody Histone H3/i antibody Histone H3/j antibody Histone H3/k antibody Histone H3/l antibody Histone  
H3/m antibody Histone H4/o antibody

Accession No.	Swiss-Prot#:P68431
Uniprot	P68431
GeneID	8350;8351;8352;8353;8354;8355;8356;8357;8358;8968;
Calculated MW	18kDa
Formulation	1*TBS (pH7.4), 1%BSA, 40%Glycerol. Preservative: 0.05% Sodium Azide.
Storage	Store at -20°C

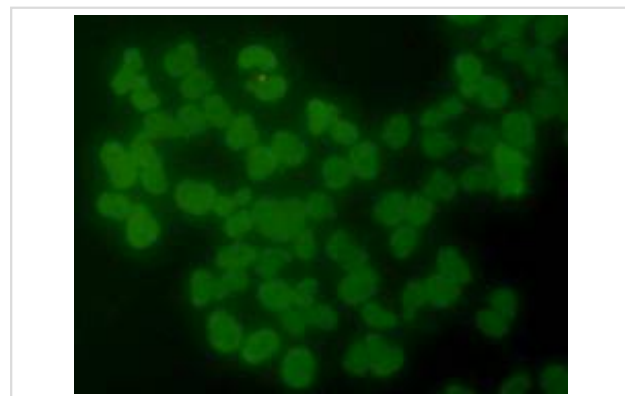
## Application Details

WB: 1:5,000-1:10,000 ICC: 1:200-1:500

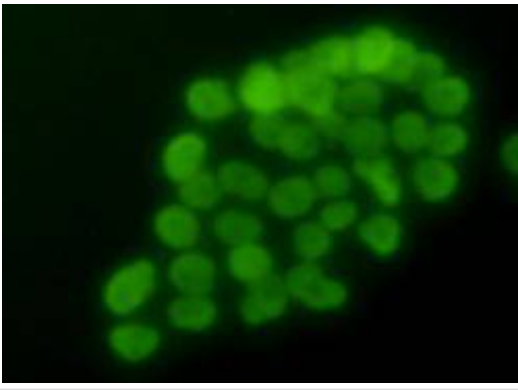
## Images



Western blot analysis of Histone H3 on different cell lysates using anti-Histone H3 antibody at 1/2,000 dilution. Positive control: Lane 1: HeLa Lane 2: PC-12 Lane 3: F9



Immunofluorescent staining of HeLa cells using anti-Histone H3 Mouse mAb.



Immunofluorescent staining of F9 cells using anti-Histone H3 Mouse mAb.

## Background

The nucleosome, made up of DNA wound around eight core histone proteins (two each of H2A, H2B, H3, and H5), is the primary building block of chromatin. Histones thereby play a central role in transcription regulation, DNA repair, DNA replication and chromosomal stability. DNA accessibility is regulated via a complex set of post-translational modifications of histones, also called histone code, and nucleosome remodeling.

## References

Note: This product is for in vitro research use only