

PRDM4 Antibody

Catalog No: #48429

Package Size: #48429-1 50ul #48429-2 100ul

Orders: order@signalwayantibody.com

Support: tech@signalwayantibody.com


Description

Product Name	PRDM4 Antibody
Host Species	Mouse
Clonality	Monoclonal
Clone No.	E8-B6
Purification	ProA affinity purified
Applications	WB, IHC, FC
Species Reactivity	Hu
Immunogen Description	Recombinant protein
Other Names	MGC45046 antibody PFM 1 antibody PFM1 antibody PR domain containing 4 antibody PR domain containing protein 4 antibody PR domain zinc finger protein 4 antibody PR domain zinc finger protein PFM 1 antibody PR domain-containing protein 4 antibody PR/SET domain 4 antibody PRDM 4 antibody PRDM4 antibody PRDM4_HUMAN antibody
Accession No.	Swiss-Prot#:Q9UKN5
Uniprot	Q9UKN5
GeneID	11108;
Calculated MW	88 kDa
Formulation	1*TBS (pH7.4), 1%BSA, 40%Glycerol. Preservative: 0.05% Sodium Azide.
Storage	Store at -20°C

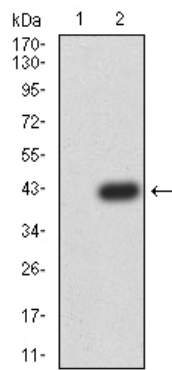
Application Details

WB: 1:500-1:2,000 IHC: 1:50-1:200FC: 1:100-1:200

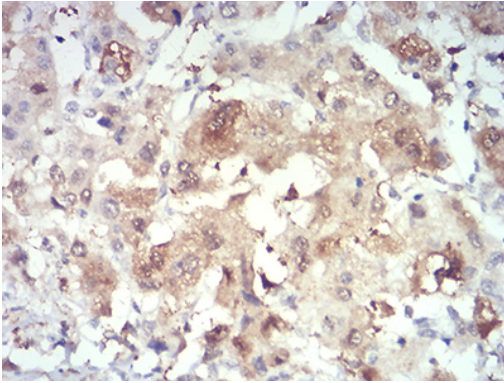
Images



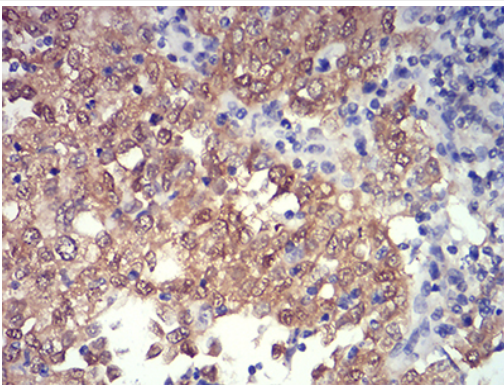
Western blot analysis of PRDM4 on human PRDM4 recombinant protein using anti-PRDM4 antibody at 1/1,000 dilution.



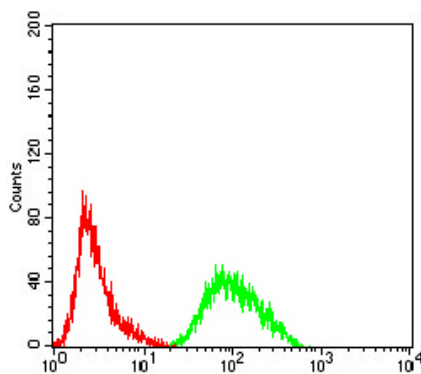
Western blot analysis of PRDM4 on HEK293 (1) and PRDM4-hlgFc transfected HEK293 (2) cell lysate using anti-PRDM4 antibody at 1/1,000 dilution.



Immunohistochemical analysis of paraffin-embedded human liver cancer tissues using anti-PRDM4 antibody. Counter stained with hematoxylin.



Immunohistochemical analysis of paraffin-embedded human endometrial cancer tissues using anti-PRDM4 antibody. Counter stained with hematoxylin.



Flow cytometric analysis of HeLa cells with PRDM4 antibody at 1/100 dilution (green) compared with an unlabelled control (cells without incubation with primary antibody; red).

Background

May function as a transcription factor involved in cell differentiation. The protein encoded by this gene is a transcription factor of the PR-domain protein family. It contains a PR-domain and multiple zinc finger motifs. Transcription factors of the PR-domain family are known to be involved in cell differentiation and tumorigenesis. An elevated expression level of this gene has been observed in PC12 cells treated with nerve growth factor, beta polypeptide (NGF). This gene is located in a chromosomal region that is thought to contain tumor suppressor genes.

References

Note: This product is for in vitro research use only