

## Rab8 Antibody

Catalog No: #48430

Package Size: #48430-1 50ul #48430-2 100ul

Orders: order@signalwayantibody.com

Support: tech@signalwayantibody.com

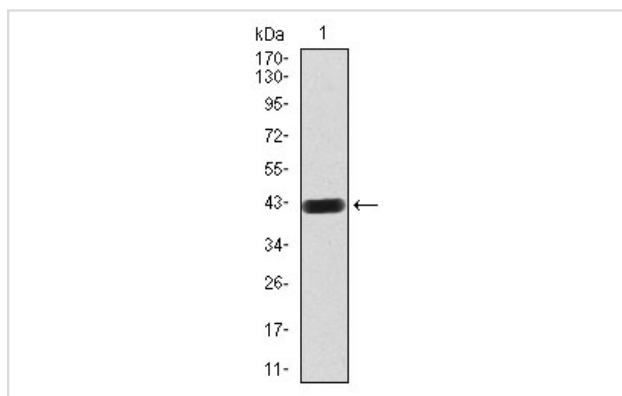
## Description

Product Name	Rab8 Antibody
Host Species	Mouse
Clonality	Monoclonal
Clone No.	B11-G8
Purification	ProA affinity purified
Applications	WB, FC
Species Reactivity	Hu
Immunogen Description	Recombinant protein
Other Names	AA409338 antibody MEL antibody Mel transforming oncogene (derived from cell line NK14) RAB8 homolog antibody Mel transforming oncogene (derived from cell line NK14) antibody Mel transforming oncogene (RAB8 homolog) antibody Mel transforming oncogene antibody MGC124948 antibody Oncogene c mel antibody Oncogene c-mel antibody RAB8 antibody RAB8A antibody RAB8A member RAS oncogene family antibody RAB8A_HUMAN antibody Ras associated protein RAB8 antibody Ras related protein Rab 8A antibody Ras-related protein Rab-8A antibody
Accession No.	Swiss-Prot#:P61006
Uniprot	P61006
GeneID	4218;
Calculated MW	24 kDa
Formulation	1*TBS (pH7.4), 1%BSA, 40%Glycerol. Preservative: 0.05% Sodium Azide.
Storage	Store at -20°C

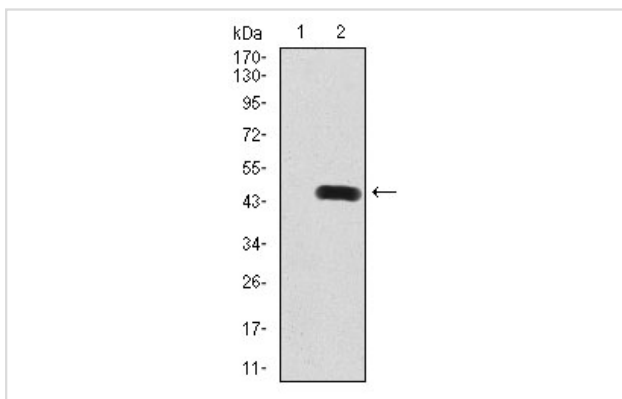
## Application Details

WB: 1:500-1:2,000 FC: 1:100-1:200

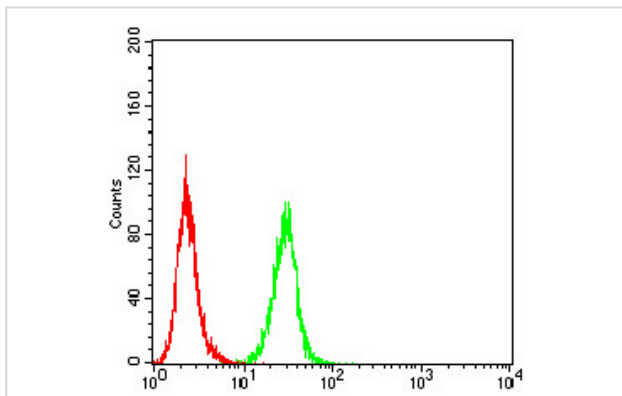
## Images



Western blot analysis of Rab8 on human Rab8 recombinant protein using anti-Rab8 antibody at 1/1,000 dilution.



Western blot analysis of Rab8 on HEK293 (1) and Rab8-hlgFc transfected HEK293 (2) cell lysate using anti-Rab8 antibody at 1/1,000 dilution.



Flow cytometric analysis of HeLa cells with Rab8 antibody at 1/100 dilution (green) compared with an unlabelled control (cells without incubation with primary antibody; red).

## Background

May be involved in vesicular trafficking and neurotransmitter release. Together with RAB11A, RAB3IP, the exocyst complex, PARD3, PRKCI, ANXA2, CDC42 and DNMBP promotes transcytosis of PODXL to the apical membrane initiation sites (AMIS), apical surface formation and lumenogenesis. Together with MYO5B and RAB11A participates in epithelial cell polarization.

## References

Note: This product is for in vitro research use only