

Cyclophilin F Rabbit mAb

Catalog No: #49660

Package Size: #49660-1 50ul #49660-2 100ul

Orders: order@signalwayantibody.com

Support: tech@signalwayantibody.com


Description

Product Name	Cyclophilin F Rabbit mAb
Host Species	Recombinant Rabbit
Clonality	Monoclonal antibody
Clone No.	JM71-39
Purification	ProA affinity purified
Applications	WB, IHC, IP
Species Reactivity	Hu, Ms, Rt
Immunogen Description	recombinant protein
Accession No.	Swiss-Prot#:P30405
Uniprot	P30405
GeneID	10105;
Calculated MW	20 kDa
Formulation	1*TBS (pH7.4), 1%BSA, 40%Glycerol. Preservative: 0.05% Sodium Azide.
Storage	Store at -20°C

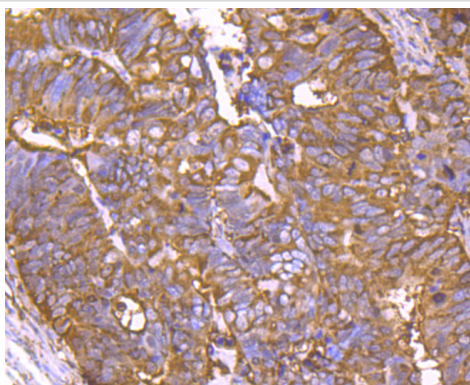
Application Details

WB: 1:500-1:2,000 IHC: 1:50-1:200

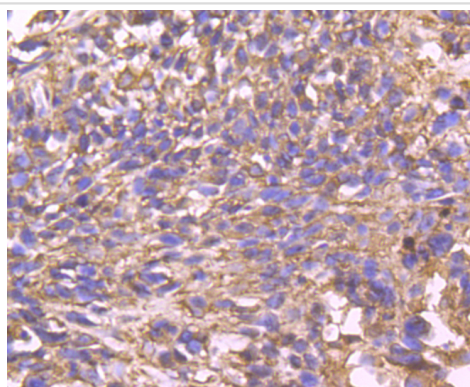
Images



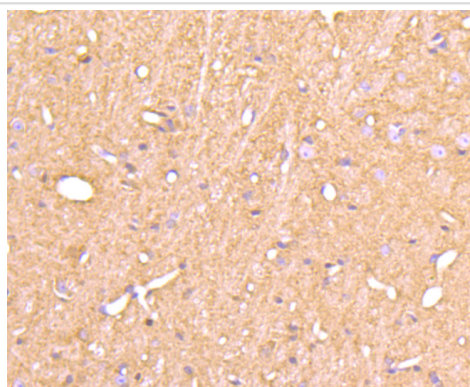
Western blot analysis of Cyclophilin F on human heart (1) and human brain (2) tissue lysate using anti-Cyclophilin F antibody at 1/1,000 dilution.



Immunohistochemical analysis of paraffin-embedded human colon cancer tissue using anti-Cyclophilin F antibody. Counter stained with hematoxylin.



Immunohistochemical analysis of paraffin-embedded human breast cancer tissue using anti-Cyclophilin F antibody. Counter stained with hematoxylin.



Immunohistochemical analysis of paraffin-embedded mouse brain tissue using anti-Cyclophilin F antibody. Counter stained with hematoxylin.

Background

Cyclophilins are conserved, ubiquitous and abundant cytosolic peptidyl-prolyl cis-trans isomerases that accelerate the isomerization of XaaPro peptide bonds and the refolding of proteins. Human cyclophilin A (CyPA), an intracellular protein of 165 amino acids, is the target of cyclosporin A (CsA) and is encoded by a single unique gene conserved between yeast to humans. Cyclophilin B (CyPB) is secreted in biological fluids such as blood or milk, and binds to a specific receptor present on human peripheral blood lymphocytes and expressed in Jurkat cells, a line of human lymphoblasts. Cyclophilin D (CyP40) is a widely expressed cytoplasmic protein that catalyzes the cis-trans isomerization of proline imidic peptide bonds in oligopeptides. Cyclophilin F (CyP3), is also known as PPIF, Cyp-D or Rotamase F, is a 207 amino acid mitochondrial matrix protein involved in the induction of necrotic and apoptotic cell death through the activation of the mitochondrial permeability transition (mPT) pore.

References

Note: This product is for in vitro research use only