

DDX6 Rabbit mAb

Catalog No: #49789

Package Size: #49789-1 50ul #49789-2 100ul

Orders: order@signalwayantibody.com

Support: tech@signalwayantibody.com

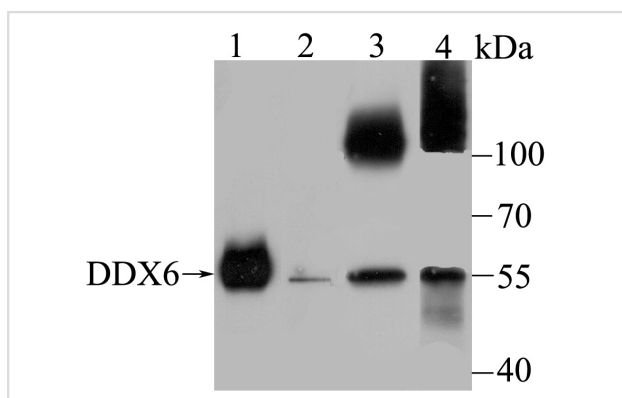
Description

Product Name	DDX6 Rabbit mAb
Host Species	Recombinant Rabbit
Clonality	Monoclonal antibody
Clone No.	JB41-32
Purification	ProA affinity purified
Applications	WB,IHC
Species Reactivity	Hu, Ms, Rt
Immunogen Description	Recombinant protein
Other Names	ATP dependent RNA helicase DDX6 antibody ATP dependent RNA helicase p54 antibody DDX6 antibody DEAD (Asp Glu Ala Asp) box polypeptide 6 antibody DEAD box 6 antibody DEAD box protein 6 antibody DEAD/H (Asp Glu Ala Asp/His) box polypeptide 6 (RNA helicase 54kD) antibody FLJ36338 antibody HLR2 antibody Oncogene RCK antibody P54 antibody Probable ATP-dependent RNA helicase DDX6 antibody RCK antibody
Accession No.	Swiss-Prot#:P26196
Uniprot	P26196
GeneID	1656;
Calculated MW	54 kDa
Formulation	1*TBS (pH7.4), 1%BSA, 40%Glycerol. Preservative: 0.05% Sodium Azide.
Storage	Store at -20°C

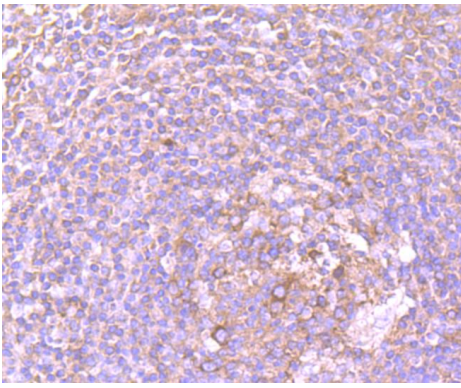
Application Details

WB: 1:500-1:1,000 IHC: 1:50-1:100

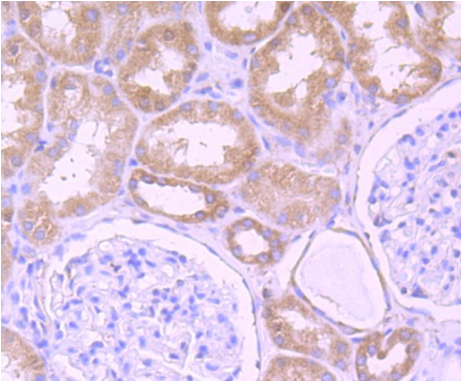
Images



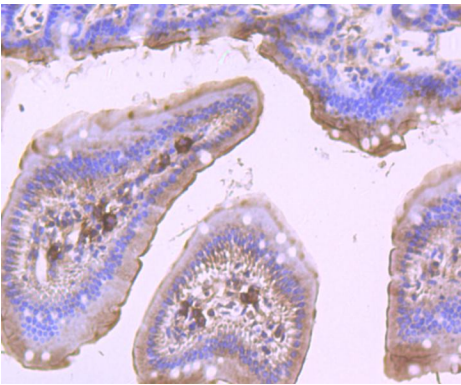
Western blot analysis of DDX6 on different lysates using anti-DDX6 antibody at 1/500 dilution. Positive control: Lane 1: Human colon Lane 2: SH-SY-5Y Lane 3: SiHa Lane 4: K562



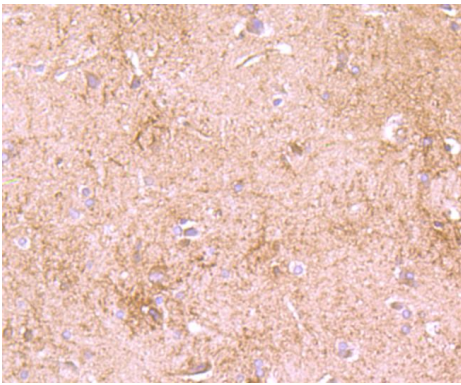
Immunohistochemical analysis of paraffin-embedded human tonsil tissue using anti-DDX6 antibody. Counter stained with hematoxylin.



Immunohistochemical analysis of paraffin-embedded human kidney tissue using anti-DDX6 antibody. Counter stained with hematoxylin.



Immunohistochemical analysis of paraffin-embedded mouse small intestine tissue using anti-DDX6 antibody. Counter stained with hematoxylin.



Immunohistochemical analysis of paraffin-embedded rat brain tissue using anti-DDX6 antibody. Counter stained with hematoxylin.

Background

RCK, also known as DDX6 and P54, is a member of the DEAD-box RNA helicase family of proteins, all of which share common protein motifs. Found in most tissues, RCK is an unwindase that exhibits ATP-dependent RNA un-winding activity, as well as the ability to decay RNA in the 5'-3' direction. In non-malignant cells, RCK is associated with all processes of normal RNA metabolism including splicing, export and translation initiation. Mutations in the gene encoding RCK can cause the protein to be overexpressed, changing its function to that of an oncogene that positively regulates the expression of genes involved in cell growth and proliferation. It is believed that, through its unwindase activity, the main function of RCK is to downregulate mRNA expression and maintain normal transcriptional levels within the cell.

References

Note: This product is for in vitro research use only