

Pax-5 Polyclonal Antibody

Catalog No: #41714

Package Size: #41714-1 50ul #41714-2 100ul

Orders: order@signalwayantibody.comSupport: tech@signalwayantibody.com

Description

Product Name	Pax-5 Polyclonal Antibody
Host Species	Rabbit
Clonality	Polyclonal
Purification	The antibody was affinity-purified from rabbit antiserum by affinity-chromatography using epitope-specific immunogen.
Applications	WB ELISA IHC-p,IF(paraffin section)
Species Reactivity	Hu Ms
Specificity	Pax-5 Polyclonal Antibody detects endogenous levels of Pax-5 protein.
Immunogen Description	Synthesized peptide derived from the Internal region of human Pax-5.
Target Name	Pax-5
Other Names	PAX5; Paired box protein Pax-5; B-cell-specific transcription factor; BSAP
Accession No.	Swiss-Prot: Q02548NCBI Gene ID: 5079
Uniprot	Q02548
GeneID	5079;
SDS-PAGE MW	42kd
Concentration	1mg/ml
Formulation	Liquid in PBS containing 50% glycerol, 0.5% BSA and 0.02% sodium azide.
Storage	Store at -20°C/1 year

Application Details


Western Blot: 1/500 - 1/2000.

ELISA: 1/20000.

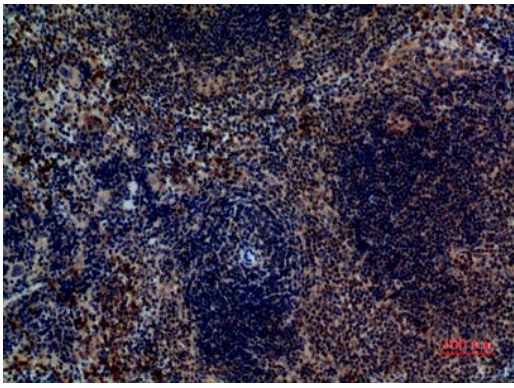
Not yet tested in other applications.

IHC-p: 1/100-1/300

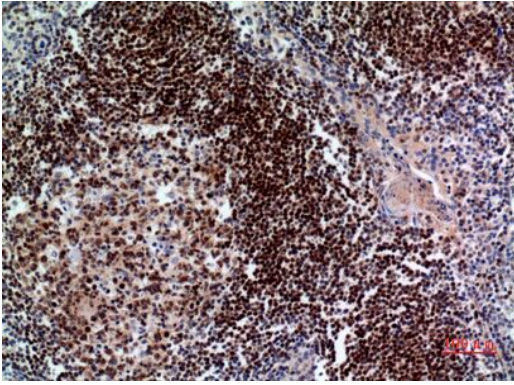
Images



Western Blot analysis of 293 cells using Pax-5 Polyclonal Antibody



Immunohistochemical analysis of paraffin-embedded mouse-spleen, antibody was diluted at 1:100



Immunohistochemical analysis of paraffin-embedded human-tonsil, antibody was diluted at 1:100

Note: This product is for in vitro research use only