

TGM2 Monoclonal Antibody

Catalog No: #42029

Orders: order@signalwayantibody.com

Support: tech@signalwayantibody.com

Description

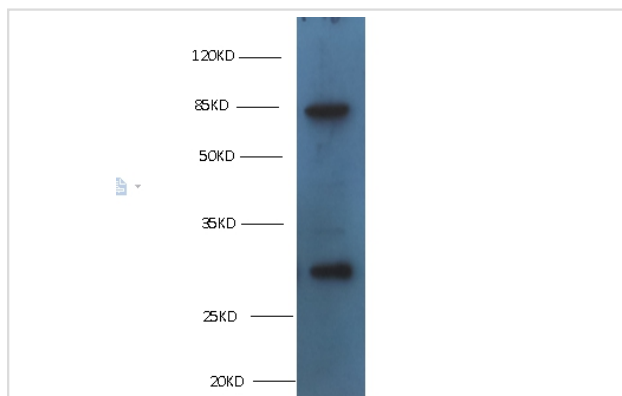
Product Name	TGM2 Monoclonal Antibody
Host Species	Mouse
Clonality	Monoclonal
Purification	protein G purified
Applications	WB IHC
Species Reactivity	Hu
Specificity	specific for TGM2 native and denatured forms
Immunogen Type	protein
Immunogen Description	Recombinant Human Protein-glutamine gamma-glutamyltransferase 2(TGM2)
Target Name	TGM2
Other Names	Tissue transglutaminase, Transglutaminase C, TG(C), TGC, TGase C
Accession No.	Swiss-Prot#: P21980
Uniprot	P21980
GeneID	7052;
Calculated MW	77kd
Concentration	1.0mg/mL
Formulation	Preservative: 0.03% Proclin 300 Constituents: 50% Glycerol, 0.01M PBS, PH 7.4
Storage	Store at -20°C

Application Details

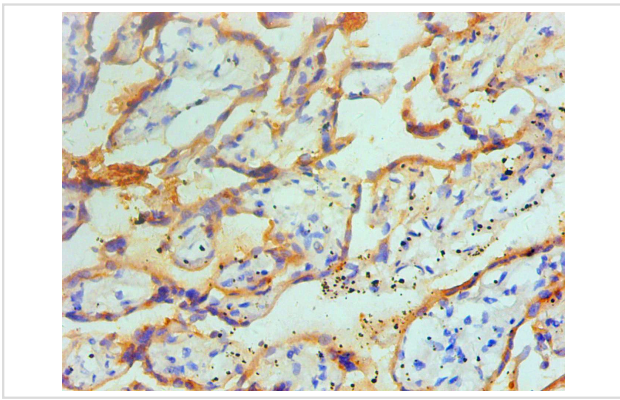
Western blotting: □ 1:500 - 1:1000

Immunohistochemistry: 1:20 - 1:200

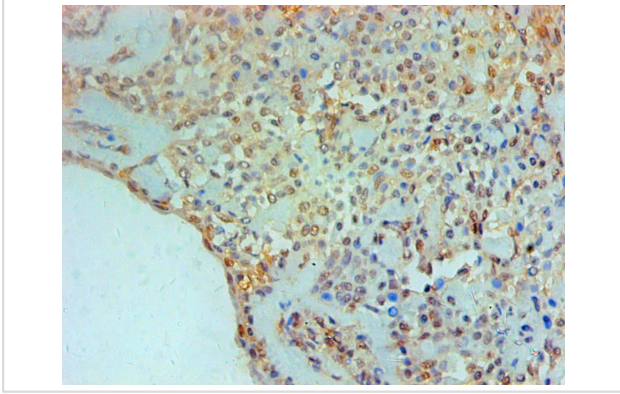
Images



All Lanes : Mouse anti-TGM2 Monoclonal antibody at 1ug/ml
 Lane 1 : A549 whole cell lysate
 Secondary
 Goat polyclonal to Mouse IgG at 1/5000 dilution
 Predicted band size :77KD
 Observed band size :77KD
 Additional bands at :30kd (we are unsure as to the identity of this extra band)



Immunohistochemical analysis of paraffin-embedded Human placenta tissue using #42029 at dilution of 1:200.



Immunohistochemical analysis of paraffin-embedded Human Breast tissue using #42029 at dilution of 1:200.

Background

Catalyzes the cross-linking of proteins and the conjugation of polyamines to proteins.

Note: This product is for in vitro research use only