

## Fibroblast growth factor 2 Polyclonal Antibody

Catalog No: #42563

Orders: order@signalwayantibody.com

Support: tech@signalwayantibody.com

## Description

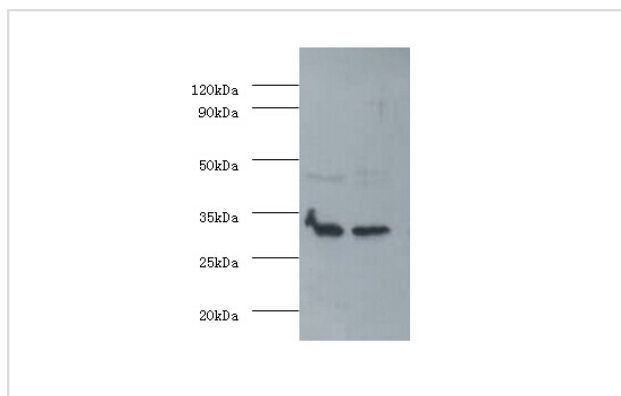
Product Name	Fibroblast growth factor 2 Polyclonal Antibody
Host Species	Rabbit
Clonality	Polyclonal
Purification	Caprylic Acid Ammonium Sulfate Precipitation purified
Applications	WB IHC
Species Reactivity	Hu Ms
Specificity	The antibody detects endogenous level of total Fibroblast growth factor 2 polyclonal antibody.
Immunogen Type	protein
Immunogen Description	Recombinant human Fibroblast growth factor 2 protein
Target Name	Fibroblast growth factor 2
Other Names	FGFB, FGF2, Basic fibroblast growth factor, bFGF, Heparin-binding growth factor 2, HBGF-2, FGF-2
Accession No.	Swiss-Prot#: P09038
Uniprot	P09038
GeneID	2247;
Calculated MW	31kd
Formulation	Preservative: 0.03% Proclin 300 Constituents: 50% Glycerol, 0.01M PBS, PH 7.4
Storage	Store at -20°C

## Application Details

Western blotting: □1:500 - 1:1000

Immunohistochemistry: 1:20 - 1:200

## Images



All lanes: Fibroblast growth factor 2 antibody at 2ug/ml

Lane 1:mouse kidney tissue

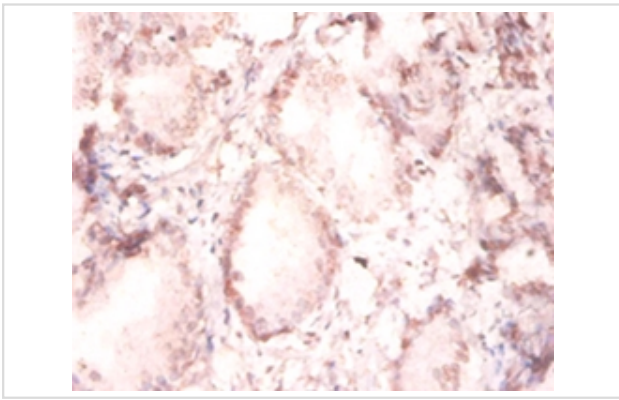
Lane 2:mouse brain tissue

secondary

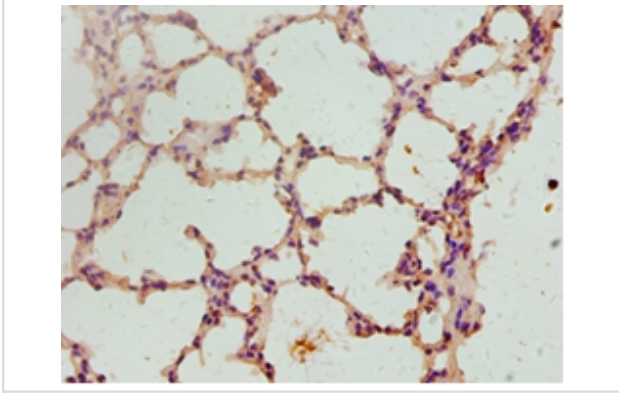
Goat polyclonal to rabbit at 1/10000 dilution

predicted band size :31kDa

observed band size :31kDa



Immunohistochemical analysis of paraffin-embedded human prostate using #42563 at dilution of 1:100.



Immunohistochemical analysis of paraffin-embedded mouse lung using #42563 at dilution of 1:100.

## Background

Plays an important role in the regulation of cell survival, cell division, angiogenesis, cell differentiation and cell migration. Functions as potent mitogen in vitro.

## References

[1] "Human basic fibroblast growth factor: nucleotide sequence, genomic organization, and expression in mammalian cells." Abraham J.A., Whang J.L., Tumolo A., Mergia A., Fiddes J.C. Cold Spring Harb. Symp. Quant. Biol. 51:657-668(1986) [2] "Human basic fib

Note: This product is for in vitro research use only