

Cytokeratin 18 Antibody

Catalog No: #P1007

Package Size: #P1007-1 0.1ml #P1007-2 1ml

Orders: order@signalwayantibody.com

Support: tech@signalwayantibody.com

Description

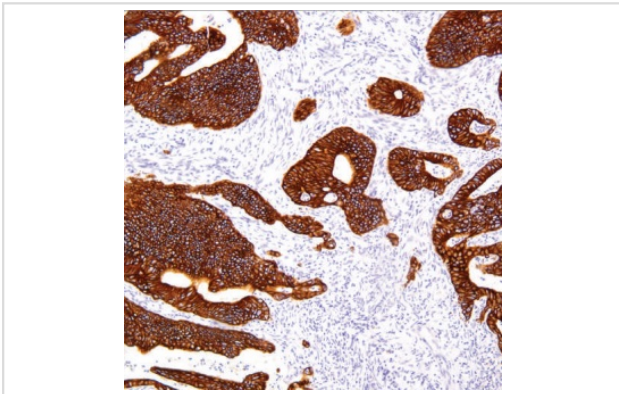
Product Name	Cytokeratin 18 Antibody
Host Species	Mouse
Clonality	Monoclonal
Clone No.	IHC018
Applications	IHC
Species Reactivity	Human
Formulation	Tris Buffer, pH 7.3 - 7.7, with 1% BSA and
Storage	Store at 2-8C. Do not freeze.

Application Details

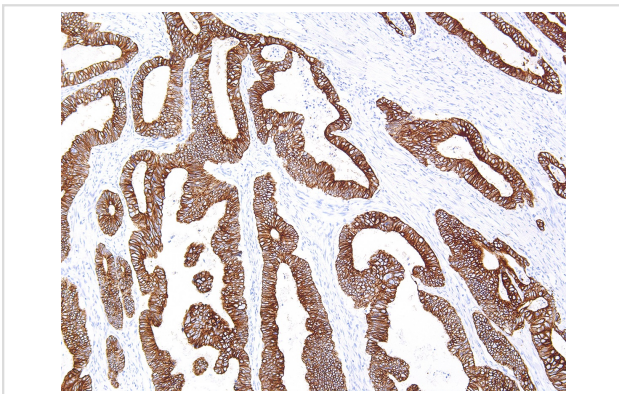
Recommended

working dilution range:1:100 - 1:200

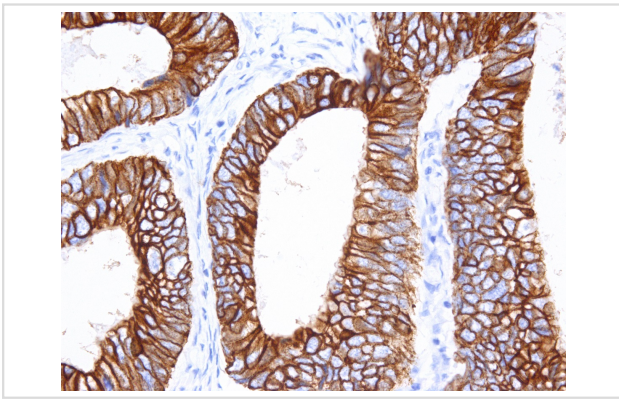
Images



Cytokeratin 18 Antibody (P1007) on Breast carcinoma



Cytokeratin 18 Antibody (P1007) on Colon - 10X



Cytokeratin 18 Antibody (P1007) on Colon - 40X

Product Description

Cytokeratin 18 (CK18) is present in simple, glandular, and transitional epithelial cells, but is absent in stratified epithelial cells. CK18 usually multimerizes with Cytokeratin 8, and Anti-Cytokeratin 18 is useful for detecting adenocarcinomas of simple and glandular epithelium origin, as well as poorly differentiated squamous carcinoma cells.

References

- Moll R. Subcell Biochem. 1998; 31:205-62.
- Ku NO, et al. J Clin Invest. 1997; 99:19-23.
- Woelfle U, et al. Clin Cancer Res. 2004; 10:2670-4.

Note: This product is for in vitro research use only