

MORC2 Antibody

Catalog No: #42867

Orders: order@signalwayantibody.comSupport: tech@signalwayantibody.com

Description

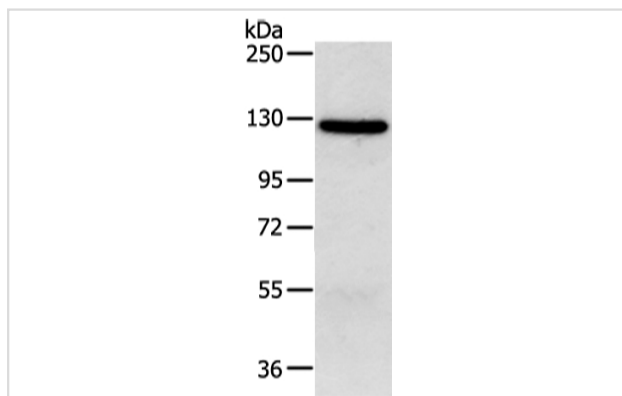
Product Name	MORC2 Antibody
Host Species	Rabbit
Clonality	Polyclonal
Purification	Antigen affinity purification.
Applications	WB IHC
Species Reactivity	Hu Ms
Specificity	The antibody detects endogenous levels of total MORC2 protein.
Immunogen Type	protein
Immunogen Description	Fusion protein of human MORC2
Target Name	MORC2
Other Names	ZCW3; ZCWCC1
Accession No.	Swiss-Prot#: Q9Y6X9 Gene ID: 22880
Uniprot	Q9Y6X9
GeneID	22880;
Calculated MW	118kd
Concentration	1.1mg/ml
Formulation	Rabbit IgG in pH7.4 PBS, 0.05% NaN ₃ , 40% Glycerol.
Storage	Store at -20°C

Application Details

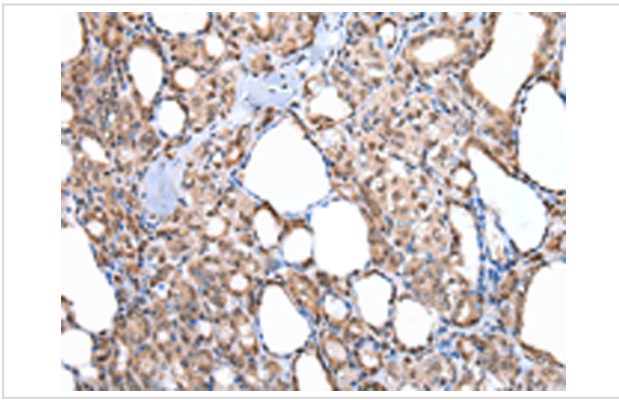
Western blotting: 1:200-1:1000

Immunohistochemistry: 1:25-1:100

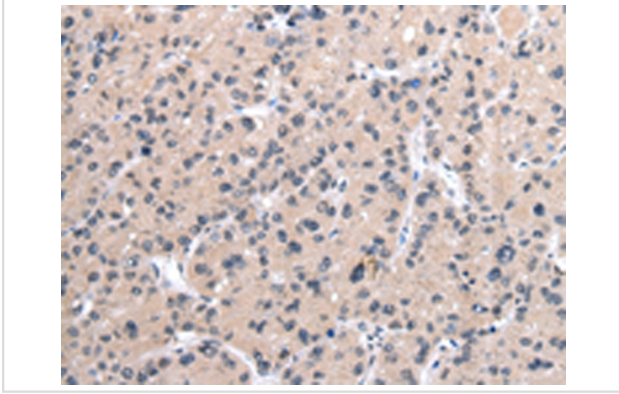
Images



Gel: 6%SDS-PAGE
Lysate: 40 µg
Lane: TM4 cell
Primary antibody: 1/300 dilution
Secondary antibody: Goat anti rabbit IgG at 1/8000 dilution
Exposure time: 10 seconds



Immunohistochemical analysis of paraffin-embedded Human thyroid cancer tissue using #42867 at dilution 1/20.



Immunohistochemical analysis of paraffin-embedded Human liver cancer tissue using #42867 at dilution 1/20.

Background

MORC family CW-type zinc finger protein 2 is a protein that in humans is encoded by the MORC2 gene. Exhibits a cytosolic function in lipogenesis, adipogenic differentiation, and lipid homeostasis by increasing the activity of ACLY, possibly preventing its dephosphorylation. May act as a transcriptional repressor. Down-regulates CA9 expression.

Note: This product is for in vitro research use only