

## CMPK1 Antibody

Catalog No: #43070

Orders: order@signalwayantibody.com

Support: tech@signalwayantibody.com

## Description

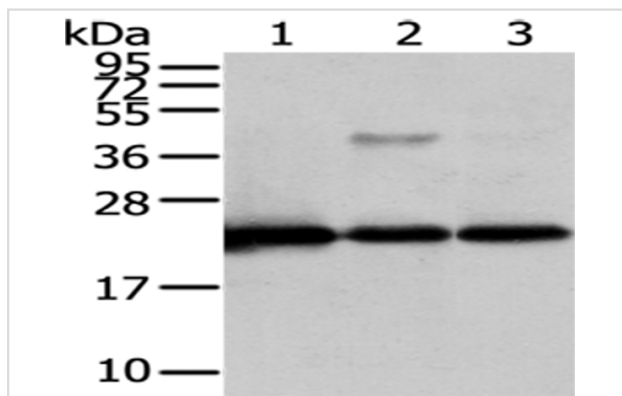
Product Name	CMPK1 Antibody
Host Species	Rabbit
Clonality	Polyclonal
Purification	Antigen affinity purification.
Applications	WB IHC
Species Reactivity	Hu
Specificity	The antibody detects endogenous levels of total CMPK1 protein.
Immunogen Type	protein
Immunogen Description	Fusion protein of human CMPK1
Target Name	CMPK1
Other Names	CK; CMK; UMK; CMPK; UMPK; UMP-CMPK
Accession No.	Swiss-Prot#: P30085 Gene ID: 51727
Uniprot	P30085
GeneID	51727;
Calculated MW	22kd
Concentration	0.6mg/ml
Formulation	Rabbit IgG in pH7.4 PBS, 0.05% NaN <sub>3</sub> , 40% Glycerol.
Storage	Store at -20°C

## Application Details

Western blotting: 1:1000-1:5000

Immunohistochemistry: 1:100-1:200

## Images



Gel: 12%SDS-PAGE

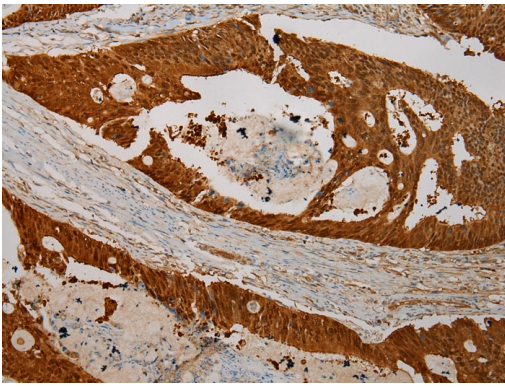
Lysate: 40 µg

Lane 1-3: K562, hela and hepg2 cell

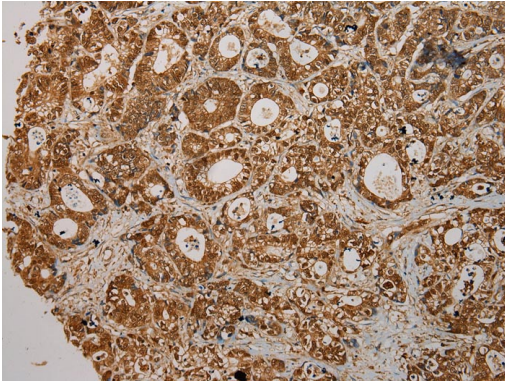
Primary antibody: 1/400 dilution

Secondary antibody: Goat anti rabbit IgG at 1/8000 dilution

Exposure time: 10 seconds



Immunohistochemical analysis of paraffin-embedded Human Colorectal cancer tissue using #43070 at dilution 1/200.



Immunohistochemical analysis of paraffin-embedded Human Gastric cancer tissue using #43070 at dilution 1/200.

## Background

This gene encodes one of the enzymes required for cellular nucleic acid biosynthesis. This enzyme catalyzes the transfer of a phosphate group from ATP to CMP, UMP, or dCMP, to form the corresponding diphosphate nucleotide. Alternate splicing results in both coding and non-coding transcript variants.?

Note: This product is for in vitro research use only