

## HGD Antibody

Catalog No: #43078

Orders: [order@signalwayantibody.com](mailto:order@signalwayantibody.com)Support: [tech@signalwayantibody.com](mailto:tech@signalwayantibody.com)

## Description

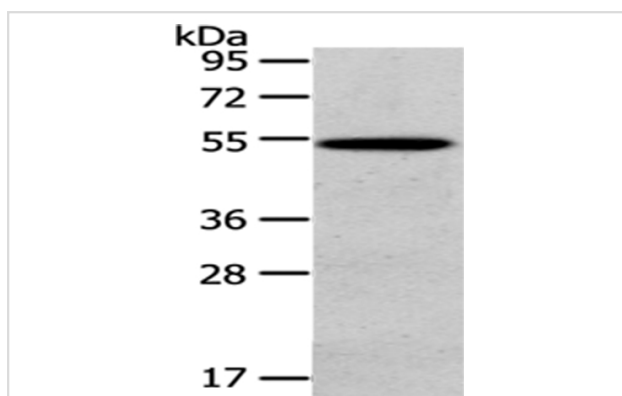
Product Name	HGD Antibody
Host Species	Rabbit
Clonality	Polyclonal
Purification	Antigen affinity purification.
Applications	WB IHC
Species Reactivity	Hu
Specificity	The antibody detects endogenous levels of total HGD protein.
Immunogen Description	Fusion protein of human HGD
Target Name	HGD
Other Names	AKU; HGO
Accession No.	Swiss-Prot#: Q93099Gene ID: 3081
Uniprot	Q93099
GeneID	3081;
Calculated MW	50kd
Concentration	1mg/ml
Formulation	Rabbit IgG in pH7.4 PBS, 0.05% NaN <sub>3</sub> , 40% Glycerol.
Storage	Store at -20°C

## Application Details

Western blotting: 1:500-1:2000

Immunohistochemistry: 1:100-1:200

## Images



Gel: 8%SDS-PAGE

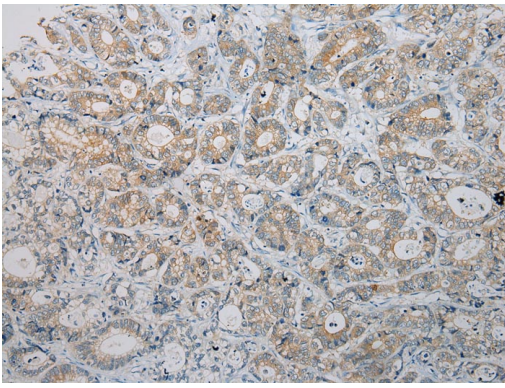
Lysate: 40 µg

Lane: Human normal liver tissue

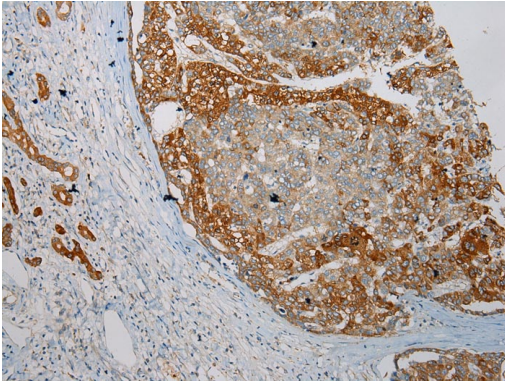
Primary antibody: 1/400 dilution

Secondary antibody: Goat anti rabbit IgG at 1/8000 dilution

Exposure time: 3 seconds



Immunohistochemical analysis of paraffin-embedded Human Gastric cancer tissue using #43078 at dilution 1/200.



Immunohistochemical analysis of paraffin-embedded Human Liver cancer tissue using #43078 at dilution 1/200.

## Background

This gene encodes the enzyme homogentisate 1,2 dioxygenase. This enzyme is involved in the catabolism of the amino acids tyrosine and phenylalanine. Mutations in this gene are the cause of the autosomal recessive metabolism disorder alkaptonuria.

Note: This product is for in vitro research use only