

## RPA 70 kDa subunit antibody

Catalog No: #22833

Orders: order@signalwayantibody.com

Support: tech@signalwayantibody.com

## Description

Product Name	RPA 70 kDa subunit antibody
Host Species	Rabbit
Clonality	Polyclonal
Purification	Purified by antigen-affinity chromatography.
Applications	WB IHC IF
Species Reactivity	Hu
Immunogen Type	Recombinant protein
Immunogen Description	Recombinant protein fragment contain a sequence corresponding to a region within amino acids 369 and 616 of RPA 70 kDa subunit
Target Name	RPA 70 kDa subunit
Accession No.	Swiss-Prot:P27694Gene ID:6117
Uniprot	P27694
GeneID	6117;
Concentration	0.4mg/ml
Formulation	Supplied in 0.1M Tris-buffered saline with 10% Glycerol (pH7.0). 0.01% Thimerosal was added as a preservative.
Storage	Store at -20°C for long term preservation (recommended). Store at 4°C for short term use.

## Application Details

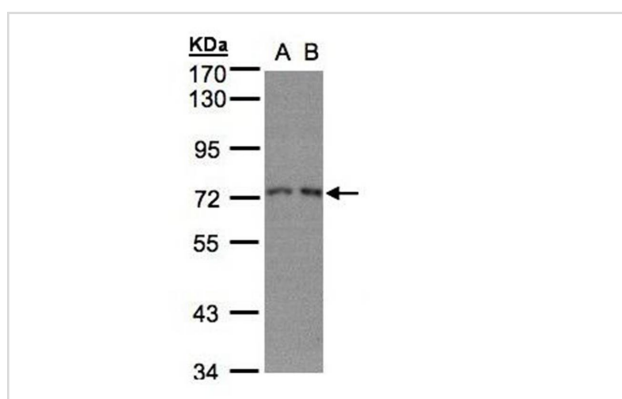
Predicted MW: 68kd

Western blotting: 1:500-1:3000

Immunohistochemistry: 1:100-1:250

Immunofluorescence: 1:100-1:200

## Images



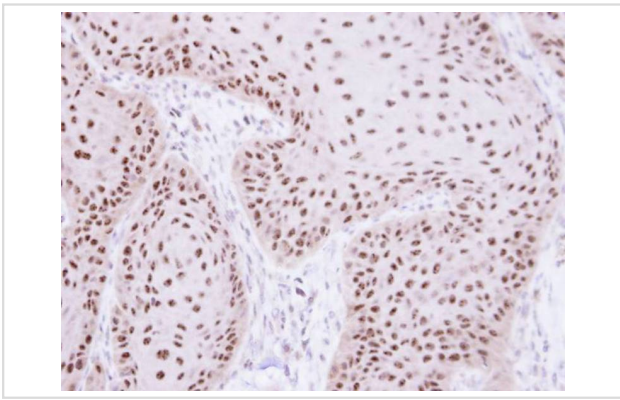
Sample(30 ug whole cell lysate)

A: H1299

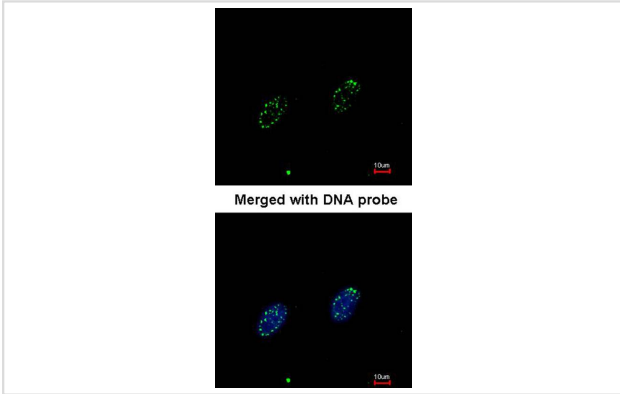
B: HeLa S3

7.5% SDS PAGE

Primary antibody diluted at 1: 1000



Immunohistochemical analysis of paraffin-embedded Cal27 xenograft, using RPA 70 kDa subunit antibody at 1: 100 dilution.



Immunofluorescence analysis of paraformaldehyde-fixed HeLa, using RPA 70 kDa subunit antibody at 1: 200 dilution.

---

Note: This product is for in vitro research use only