

NCOR2 Antibody

Catalog No: #43109

Orders: order@signalwayantibody.comSupport: tech@signalwayantibody.com

Description

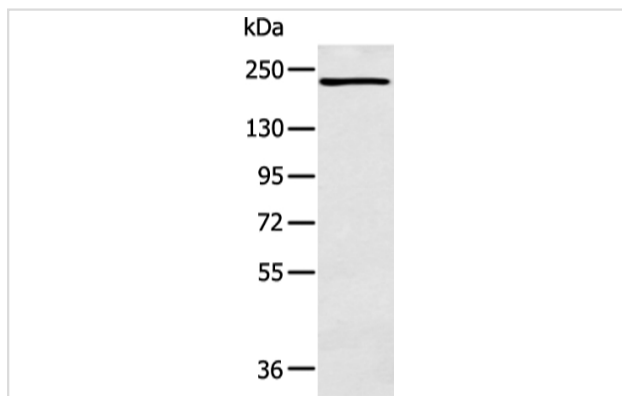
Product Name	NCOR2 Antibody
Host Species	Rabbit
Clonality	Polyclonal
Purification	Antigen affinity purification.
Applications	WB IHC
Species Reactivity	Hu
Specificity	The antibody detects endogenous levels of total NCOR2 protein.
Immunogen Type	peptide
Immunogen Description	Synthetic peptide of human NCOR2
Target Name	NCOR2
Other Names	SMRT; TRAC; CTG26; SMRTE; TRAC1; N-CoR2; TNRC14; TRAC-1; SMAP270; SMRTE-tau
Accession No.	Swiss-Prot#: Q9Y618Gene ID: 9612
Uniprot	Q9Y618
GeneID	9612;
Calculated MW	275kd
Concentration	2.1mg/ml
Formulation	Rabbit IgG in pH7.4 PBS, 0.05% NaN ₃ , 40% Glycerol.
Storage	Store at -20°C

Application Details

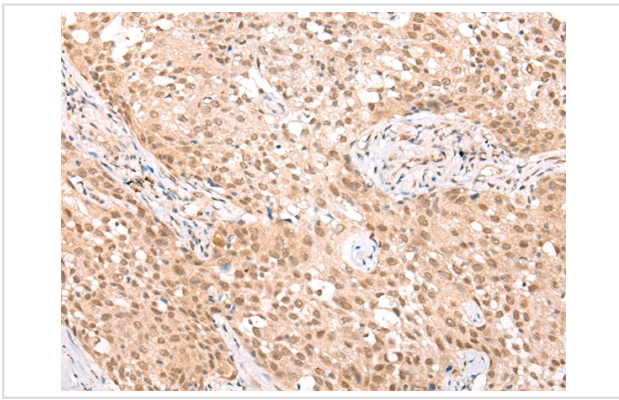
Western blotting: 1:200-1:1000

Immunohistochemistry: 1:25-1:100

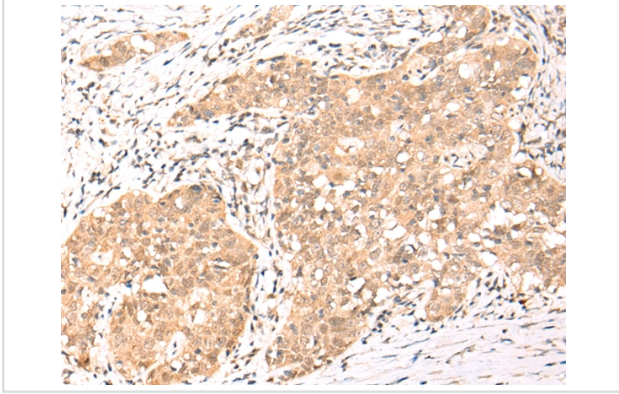
Images



Gel: 6%SDS-PAGE
Lysate: 40 µg
Lane: K562 cell
Primary antibody: 1/350 dilution
Secondary antibody: Goat anti rabbit IgG at 1/8000 dilution
Exposure time: 1 minute



Immunohistochemical analysis of paraffin-embedded Human lung cancer tissue using #43109 at dilution 1/35.



Immunohistochemical analysis of paraffin-embedded Human esophagus cancer tissue using #43109 at dilution 1/35.

Background

This gene encodes a nuclear receptor co-repressor that mediates transcriptional silencing of certain target genes. The encoded protein is a member of a family of thyroid hormone- and retinoic acid receptor-associated co-repressors. This protein acts as part of a multisubunit complex which includes histone deacetylases to modify chromatin structure that prevents basal transcriptional activity of target genes.?

Note: This product is for in vitro research use only