

## SLC27A5 Antibody

Catalog No: #43145

Orders: order@signalwayantibody.com

Support: tech@signalwayantibody.com

## Description

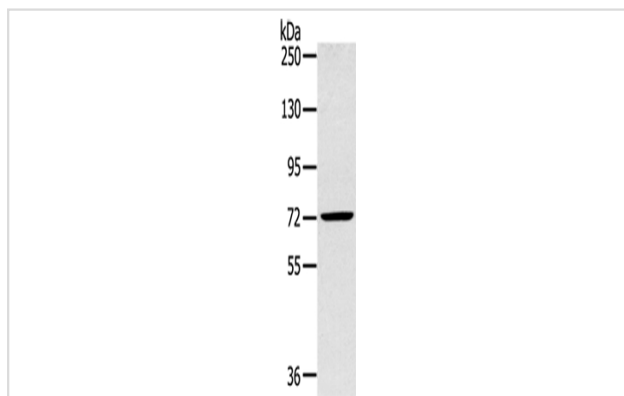
Product Name	SLC27A5 Antibody
Host Species	Rabbit
Clonality	Polyclonal
Purification	Antigen affinity purification.
Applications	WB IHC
Species Reactivity	Hu Ms
Specificity	The antibody detects endogenous levels of total SLC27A5 protein.
Immunogen Type	peptide
Immunogen Description	Synthetic peptide of human SLC27A5
Target Name	SLC27A5
Other Names	BAL; ACSB; BACS; FATP5; ACSVL6; FACVL3; FATP-5; VLACSR; VLCSH2; VLCS-H2
Accession No.	Swiss-Prot#: Q9Y2P5 Gene ID: 10998
Uniprot	Q9Y2P5
GeneID	10998;
Calculated MW	75kd
Concentration	1.1mg/ml
Formulation	Rabbit IgG in pH7.4 PBS, 0.05% NaN <sub>3</sub> , 40% Glycerol.
Storage	Store at -20°C

## Application Details

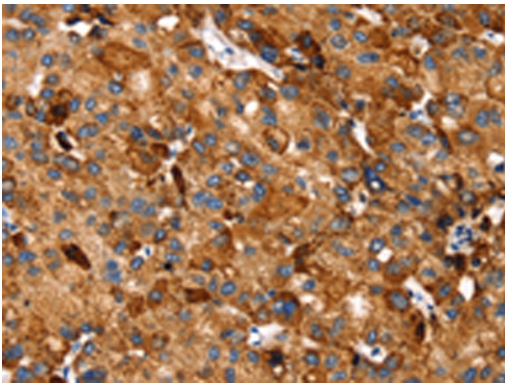
Western blotting: 1:200-1:1000

Immunohistochemistry: 1:25-1:100

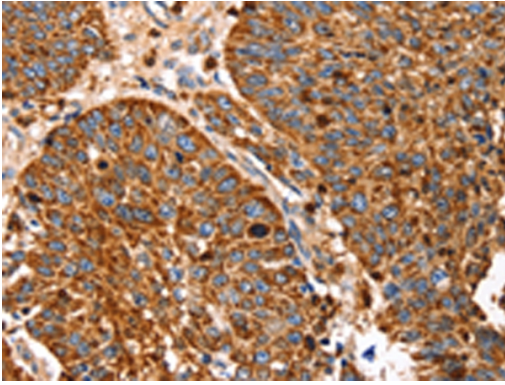
## Images



Gel: 6%SDS-PAGE  
 Lysate: 40 µg  
 Lane: Mouse liver tissue  
 Primary antibody: 1/250 dilution  
 Secondary antibody: Goat anti rabbit IgG at 1/8000 dilution  
 Exposure time: 2 minutes



Immunohistochemical analysis of paraffin-embedded Human liver cancer tissue using #43145 at dilution 1/20.



Immunohistochemical analysis of paraffin-embedded Human lung cancer tissue using #43145 at dilution 1/20.

## Background

The protein encoded by this gene is an isozyme of very long-chain acyl-CoA synthetase (VLCS). It is capable of activating very long-chain fatty-acids containing 24- and 26-carbons. It is expressed in liver and associated with endoplasmic reticulum but not with peroxisomes. Its primary role is in fatty acid elongation or complex lipid synthesis rather than in degradation. This gene has a mouse ortholog.?

Note: This product is for in vitro research use only