

GFRA4 Antibody

Catalog No: #43275

Orders: order@signalwayantibody.com

Support: tech@signalwayantibody.com

Description

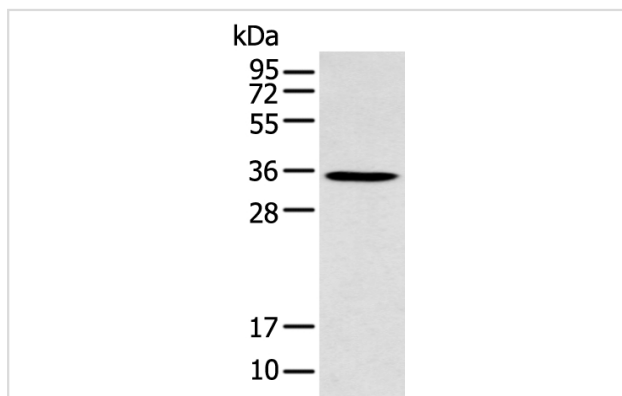
Product Name	GFRA4 Antibody
Host Species	Rabbit
Clonality	Polyclonal
Purification	Antigen affinity purification.
Applications	WB IHC
Species Reactivity	Hu
Specificity	The antibody detects endogenous levels of total GFRA4 protein.
Immunogen Type	peptide
Immunogen Description	Synthetic peptide of human GFRA4
Target Name	GFRA4
Other Names	GNDF family receptor alpha 4; GFR receptor alpha 4; GFRA4; OTTHUMP00000030106; OTTHUMP00000030107; persephin receptor
Accession No.	Swiss-Prot#: Q9GZZ7 Gene ID: 64096
Uniprot	Q9GZZ7
GeneID	64096;
Calculated MW	32kd
Concentration	1.2mg/ml
Formulation	Rabbit IgG in pH7.4 PBS, 0.05% NaN ₃ , 40% Glycerol.
Storage	Store at -20°C

Application Details

Western blotting: 1:200-1:1000

Immunohistochemistry: 1:25-1:100

Images



Gel: 12%SDS-PAGE

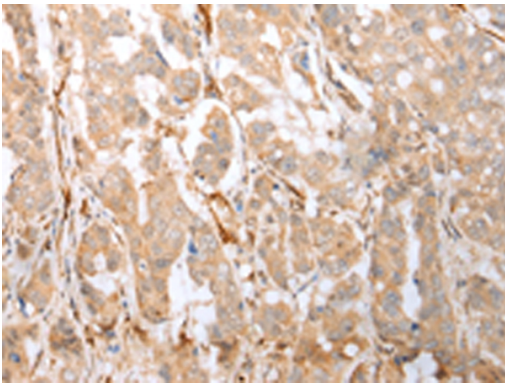
Lysate: 40 µg

Lane: Jurkat cell

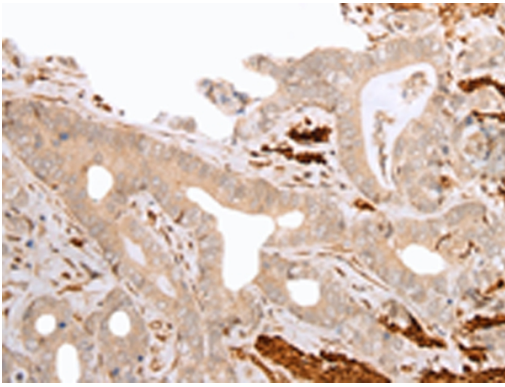
Primary antibody: 1/300 dilution

Secondary antibody: Goat anti rabbit IgG at 1/8000 dilution

Exposure time: 30 seconds



Immunohistochemical analysis of paraffin-embedded Human breast cancer tissue using #43275 at dilution 1/20.



Immunohistochemical analysis of paraffin-embedded Human gastric cancer tissue using #43275 at dilution 1/20.

Background

The protein encoded by this gene is a member of the GDNF receptor family. It is a glycosylphosphatidylinositol(GPI)-linked cell surface receptor for persephin, and mediates activation of the RET tyrosine kinase receptor. This gene is a candidate gene for RET-associated diseases. Alternatively spliced transcript variants encoding different isoforms have been described for this gene.

Note: This product is for in vitro research use only