

UCP3 Antibody

Catalog No: #43430

Orders: order@signalwayantibody.comSupport: tech@signalwayantibody.com

Description

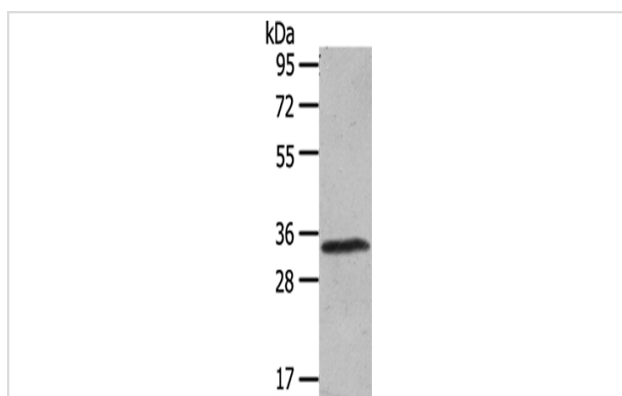
Product Name	UCP3 Antibody
Host Species	Rabbit
Clonality	Polyclonal
Purification	Antigen affinity purification.
Applications	WB IHC
Species Reactivity	Hu Ms
Specificity	The antibody detects endogenous levels of total UCP3 protein.
Immunogen Description	Synthetic peptide of human UCP3
Target Name	UCP3
Other Names	SLC25A9
Accession No.	Swiss-Prot#: P55916Gene ID: 7352
Uniprot	P55916
GeneID	7352;
Calculated MW	34kd
Concentration	1.2mg/ml
Formulation	Rabbit IgG in pH7.4 PBS, 0.05% NaN ₃ , 40% Glycerol.
Storage	Store at -20°C

Application Details

Western blotting: 1:200-1:1000

Immunohistochemistry: 1:20-1:100

Images



Gel: 8%SDS-PAGE

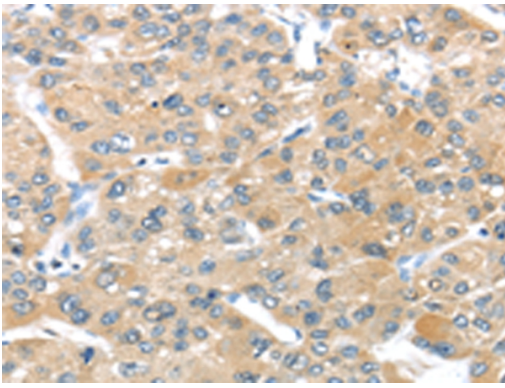
Lysate: 40 µg

Lane: Mouse lung tissue


Primary antibody: 1/200 dilution

Secondary antibody: Goat anti rabbit IgG at 1/8000 dilution

Exposure time: 1 minute



Immunohistochemical analysis of paraffin-embedded Human liver cancer tissue using #43430 at dilution 1/20.



Immunohistochemical analysis of paraffin-embedded Human prostate cancer tissue using #43430 at dilution 1/20.

Background

Mitochondrial uncoupling proteins (UCP) are members of the larger family of mitochondrial anion carrier proteins (MACP). UCPs separate oxidative phosphorylation from ATP synthesis with energy dissipated as heat, also referred to as the mitochondrial proton leak. UCPs facilitate the transfer of anions from the inner to the outer mitochondrial membrane and the return transfer of protons from the outer to the inner mitochondrial membrane.

Note: This product is for in vitro research use only