

Dkk-3 antibody

Catalog No: #22898

Orders: order@signalwayantibody.com

Support: tech@signalwayantibody.com

Description

Product Name	Dkk-3 antibody
Host Species	Rabbit
Clonality	Polyclonal
Purification	Purified by antigen-affinity chromatography.
Applications	WB IF
Species Reactivity	Hu
Immunogen Type	Recombinant protein
Immunogen Description	Recombinant protein fragment contain a sequence corresponding to a region within amino acids 6 and 313 of Dkk-3
Target Name	Dkk-3
Accession No.	Swiss-Prot:Q9UBP4Gene ID:27122
Uniprot	Q9UBP4
GeneID	27122;
Concentration	1mg/ml
Formulation	Supplied in 1XPBS, 1%BSA, 20% Glycerol (pH7.0). 0.01% Thimerosal was added as a preservative.
Storage	Store at -20°C for long term preservation (recommended). Store at 4°C for short term use.

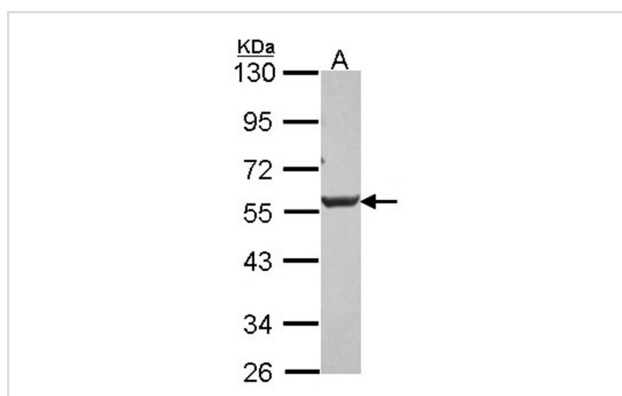
Application Details

Predicted MW: 38kd

Western blotting: 1:500-1:3000

Immunofluorescence: 1:100-1:200

Images



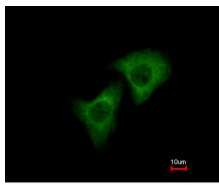
Sample (30 ug of whole cell lysate)

A: A549

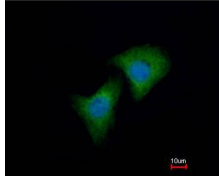
10% SDS PAGE

Primary antibody diluted at 1: 1000

Immunofluorescence analysis of methanol-fixed A549, using DKK3 antibody at 1: 500 dilution.



Costained with Hoechst 33342



Background

This gene encodes a protein that is a member of the dickkopf family. The secreted protein contains two cysteine rich regions and is involved in embryonic development through its interactions with the Wnt signaling pathway. The expression of this gene is decreased in a variety of cancer cell lines and it may function as a tumor suppressor gene. Alternative splicing results in multiple transcript variants encoding the same protein. [provided by RefSeq]

Note: This product is for in vitro research use only