

PI3 Kinase p110 beta antibody

Catalog No: #22912

Orders: order@signalwayantibody.com

Support: tech@signalwayantibody.com

Description

Product Name	PI3 Kinase p110 beta antibody
Host Species	Rabbit
Clonality	Polyclonal
Purification	Purified by antigen-affinity chromatography.
Applications	WB IF
Species Reactivity	Hu
Immunogen Type	Recombinant protein
Immunogen Description	Recombinant protein fragment contain a sequence corresponding to a region within amino acids 509 and 790 of Human PIK3CB
Target Name	PI3 Kinase p110 beta
Accession No.	Swiss-Prot:P42338Gene ID:5291
Uniprot	P42338
GeneID	5291;
Concentration	1mg/ml
Formulation	Supplied in 0.1M Tris-buffered saline with 10% Glycerol (pH7.0). 0.01% Thimerosal was added as a preservative.
Storage	Store at -20°C for long term preservation (recommended). Store at 4°C for short term use.

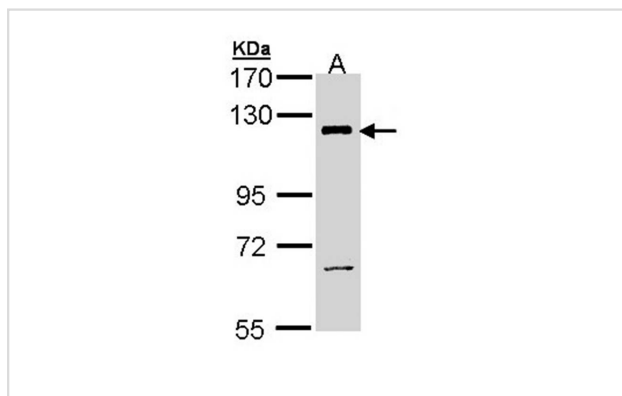
Application Details

Predicted MW: 123kd

Western blotting: 1:500-1:3000

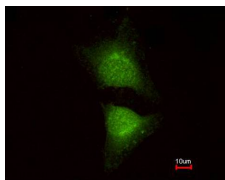
Immunofluorescence: 1:100-1:200

Images

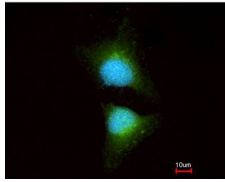


Sample (30 ug of whole cell lysate)
A: H1299
7.5% SDS PAGE
Primary antibody diluted at 1: 1000

Immunofluorescence analysis of methanol-fixed HeLa, using PI3 kinase p110 beta antibody at 1: 200 dilution.



Costained with Hoechst 33342



Background

Phosphoinositide 3-kinases (PI3Ks) phosphorylate the 3-prime OH position of the inositol ring of inositol lipids. They have been implicated as participants in signaling pathways regulating cell growth by virtue of their activation in response to various mitogenic stimuli. PI3Ks are composed of a 110-kD catalytic subunit, such as PIK3CB, and an 85-kD adaptor subunit (Hu et al., 1993 [PubMed 8246984]).[supplied by OMIM]

Note: This product is for in vitro research use only